

2023  
collection



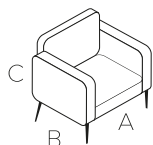
 M I R Z A

**SOFAS  
SECTIONALS  
& MODULARS**



# SIMONE

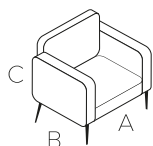
MX2010



	(3D) SOFÁ		(2D) LOVESEAT		(1D) SILLÓN	
	cm	in	cm	in	cm	in
<b>A</b>	223	88	168	67	105	42
<b>B</b>	96	38	96	38	96	38
<b>C</b>	78	31	78	31	78	31

# SIMONE

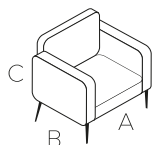
MX2011



	(3D) SOFÁ		(2D) LOVESEAT		(1D) SILLÓN	
	cm	in	cm	in	cm	in
<b>A</b>	223	88	168	67	105	42
<b>B</b>	96	38	96	38	96	38
<b>C</b>	78	31	78	31	78	31

# SOHO

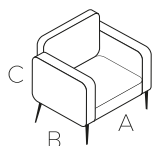
MX2020



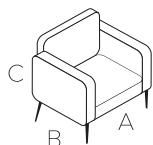
	(3D) SOFÁ		(2D) LOVESEAT		(1D) SILLÓN	
	cm	in	cm	in	cm	in
<b>A</b>	229	91	188	75	137	54
<b>B</b>	95	38	95	38	95	38
<b>C</b>	86	34	86	34	86	34

# SOHO

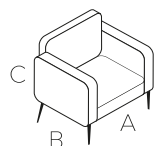
MX2021



(3D) SOFÁ		(2D) LOVESEAT		(1D) SILLÓN		
	cm	in	cm	in	cm	in
<b>A</b>	229	91	188	75	137	54
<b>B</b>	95	38	95	38	95	38
<b>C</b>	86	34	86	34	86	34



(3D) SOFÁ		(2D) LOVESEAT		(1D) SILLÓN		
cm	in	cm	in	cm	in	
<b>A</b>	229	91	188	75	137	54
<b>B</b>	95	38	95	38	95	38
<b>C</b>	86	34	86	34	86	34



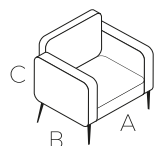
	(3D) SOFÁ		(2D) LOVESEAT		(1D) SILLÓN	
	cm	in	cm	in	cm	in
<b>A</b>	229	91	188	75	137	54
<b>B</b>	95	38	95	38	95	38
<b>C</b>	86	34	86	34	86	34



# BROADWAY

MX2030

\* Pillows and accessories sold separately.  
Accesorios y cojines se venden por separado



(2LE/2RE) LOVESEAT  
CON BRAZO

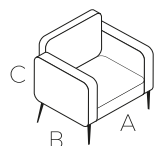
	cm	in
<b>A</b>	182	72
<b>B</b>	94	38
<b>C</b>	88	35

(LS/RS) CHAISE  
CON BRAZO

	cm	in
	102	41
	154	61
	88	35

# BROADWAY

MX2030



(2LE/2RE) LOVESEAT  
CON BRAZO

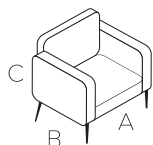
	cm	in
<b>A</b>	182	72
<b>B</b>	94	38
<b>C</b>	88	35

(LS/RS) CHAISE  
CON BRAZO

	cm	in
	102	41
	154	61
	88	35

# BROADWAY

MX2030



(2LE/2RE) LOVESEAT  
CON BRAZO

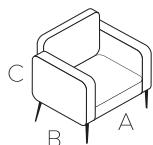
	cm	in
<b>A</b>	182	72
<b>B</b>	94	38
<b>C</b>	88	35

(LS/RS) CHAISE  
CON BRAZO

	cm	in
	102	41
	154	61
	88	35

# WINSTON

MX2050

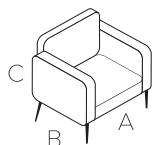


(2S) LOVESEAT SIN BRAZOS

	cm	in
<b>A</b>	224	89
<b>B</b>	114	45
<b>C</b>	75	30

# WINSTON

MX2051

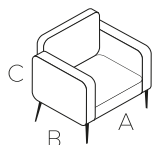


(2S) LOVESEAT SIN BRAZOS

	cm	in
<b>A</b>	224	89
<b>B</b>	114	45
<b>C</b>	75	30

# LUKA

# MX2080



(2LE/2RE) LOVESEAT  
CON BRAZO

	cm	in
<b>A</b>	175	69
<b>B</b>	93	37
<b>C</b>	83	33

(R) ESQUINERO

	cm	in
	93	37
	93	37
	83	33

(S) SILLON SIN BRAZOS

	cm	in
	84	34
	93	37
	83	33

(3D) SOFÁ

	cm	in
	230	91
	93	37
	83	33

(2D) LOVESEAT

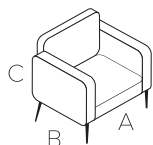
	cm	in
	190	75
	93	37
	83	33

(1D) SILLÓN

	cm	in
	130	52
	93	37
	83	33

# LUKA

# MX2080



(2LE/2RE) LOVESEAT  
CON BRAZO

	cm	in
<b>A</b>	175	69
<b>B</b>	93	37
<b>C</b>	83	33

(R) ESQUINERO

	cm	in
	93	37
	93	37
	83	33

(S) SILLON SIN BRAZOS

	cm	in
	84	34
	93	37
	83	33

(3D) SOFÁ

	cm	in
	230	91
	93	37
	83	33

(2D) LOVESEAT

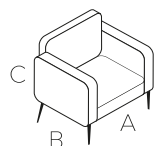
	cm	in
	190	75
	93	37
	83	33

(1D) SILLÓN

	cm	in
	130	52
	93	37
	83	33

# LUKA

# MX2080



(2LE/2RE) LOVESEAT  
CON BRAZO

	cm	in
<b>A</b>	175	69
<b>B</b>	93	37
<b>C</b>	83	33

(R) ESQUINERO

cm	in
93	37
93	37
83	33

(S) SILLON SIN BRAZOS

cm	in
84	34
93	37
83	33

(3D) SOFÁ

cm	in
230	91
93	37
83	33

(2D) LOVESEAT

cm	in
190	75
93	37
83	33

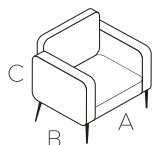
(1D) SILLÓN

cm	in
130	52
93	37
83	33



OSLO

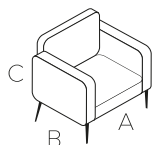
MX2090



	<u>(LS/RS) CHAISE CON BRAZO</u>		<u>(2LE/2RE) LOVESEAT CON BRAZO</u>	
	cm	in	cm	in
<b>A</b>	112	45	191	76
<b>B</b>	163	65	97	39
<b>C</b>	80	32	80	32

# OSLO

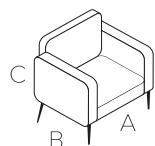
MX2091



	<u>(LS/RS) CHAISE CON BRAZO</u>		<u>(2LE/2RE) LOVESEAT CON BRAZO</u>	
	cm	in	cm	in
<b>A</b>	112	45	191	76
<b>B</b>	163	65	97	39
<b>C</b>	80	32	80	32

# JULIA

MX2110

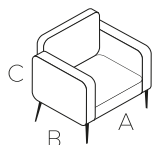


(2LE/2RE) LOVESEAT CON BRAZO		(R1) ESQUINERO DIAMANTE		(2S) LOVESEAT SIN BRAZOS		(LS/RS) CHAISE CON BRAZO		(ST) TABURETE		(ST1) TABURETE		(3D) SOFÁ		(2D) LOVESEAT		
cm	in	cm	in	cm	in	cm	in	cm	in	cm	in	cm	in	cm	in	
<b>A</b>	179	71	158	63	144	57	145	58	116	46	108	43	259	102	220	87
<b>B</b>	116	46	158	63	116	46	160	63	108	43	73	29	116	46	116	46
<b>C</b>	68	27	68	27	68	27	68	27	43	17	43	17	68	27	68	27

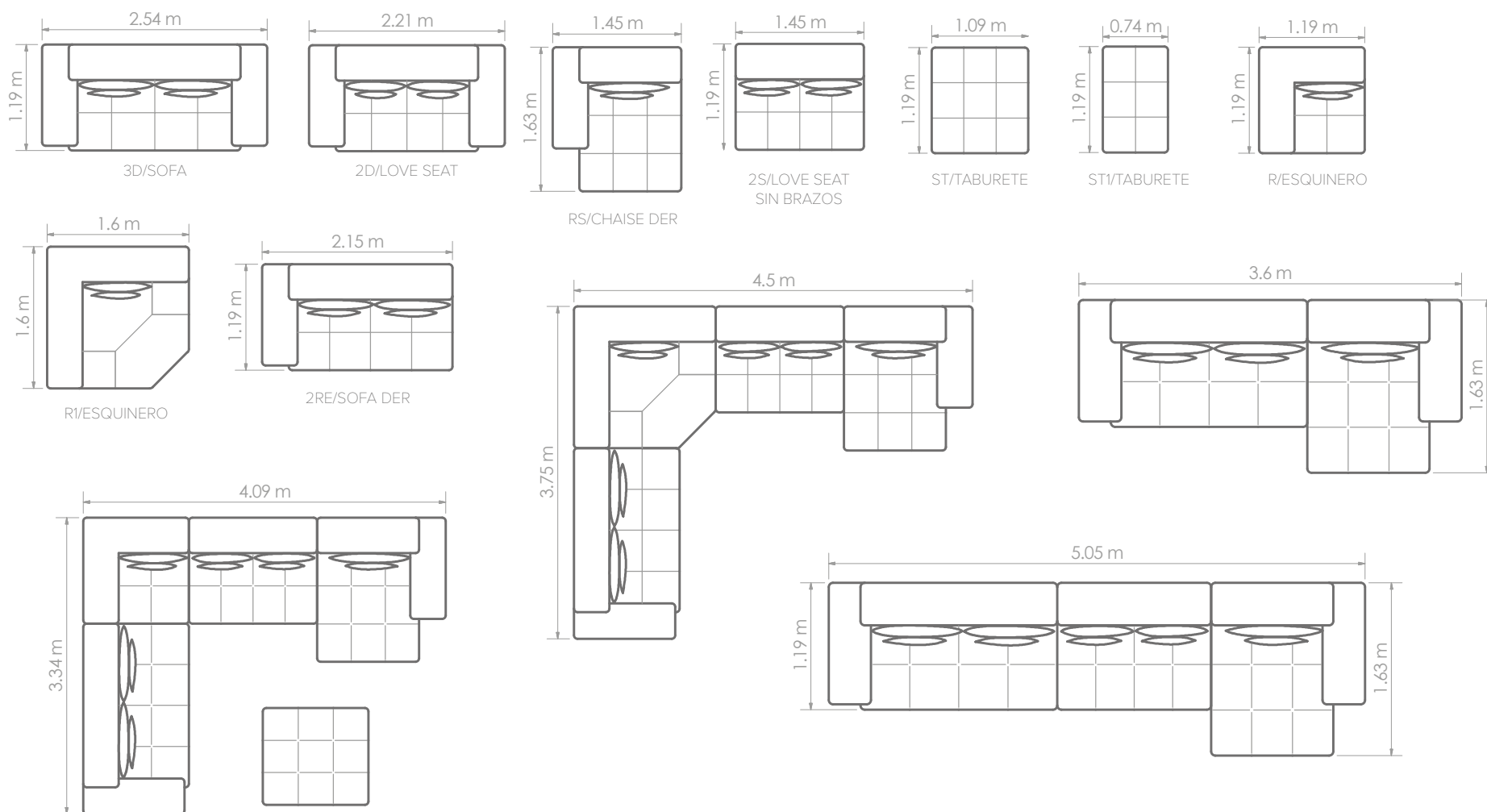
# JULIA

# MX2110

\* Pillows and accessories sold separately.  
Accesorios y cojines se venden por separado

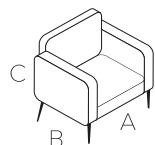


(2LE/2RE) LOVESEAT CON BRAZO		(R1) ESQUINERO DIAMANTE		(2S) LOVESEAT SIN BRAZOS		(LS/RS) CHAISE CON BRAZO		(ST) TABURETE		(ST1) TABURETE		(3D) SOFÁ		(2D) LOVESEAT		
cm	in	cm	in	cm	in	cm	in	cm	in	cm	in	cm	in	cm	in	
<b>A</b>	179	71	158	63	144	57	145	58	116	46	108	43	259	102	220	87
<b>B</b>	116	46	158	63	116	46	160	63	108	43	73	29	116	46	116	46
<b>C</b>	68	27	68	27	68	27	68	27	43	17	43	17	68	27	68	27



# HAMILTON

MX2120



(2LE/2RE) LOVESEAT  
CON BRAZO

	cm	in
<b>A</b>	177	70
<b>B</b>	90	36
<b>C</b>	73	29

(LS/RS) CHAISE CON BRAZO

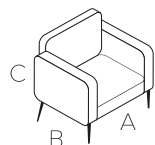
	cm	in
	100	40
	165	65
	73	29

(ST) TABURETE

	cm	in
	177	70
	73	29
	45	18

# HAMILTON

MX2120



(2LE/2RE) LOVESEAT  
CON BRAZO

	cm	in
<b>A</b>	177	70
<b>B</b>	90	36
<b>C</b>	73	29

(LS/RS) CHAISE CON BRAZO

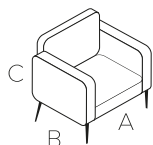
	cm	in
	100	40
	165	65
	73	29

(ST) TABURETE

	cm	in
	177	70
	73	29
	45	18

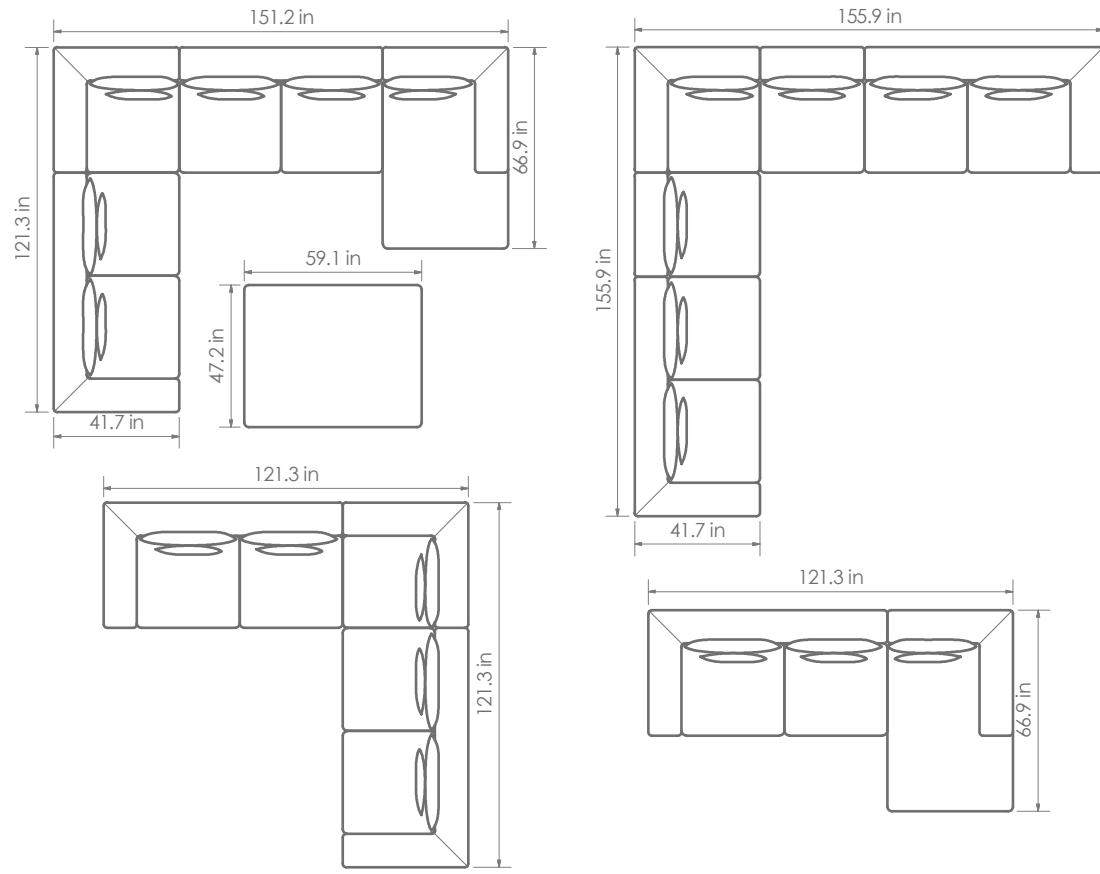
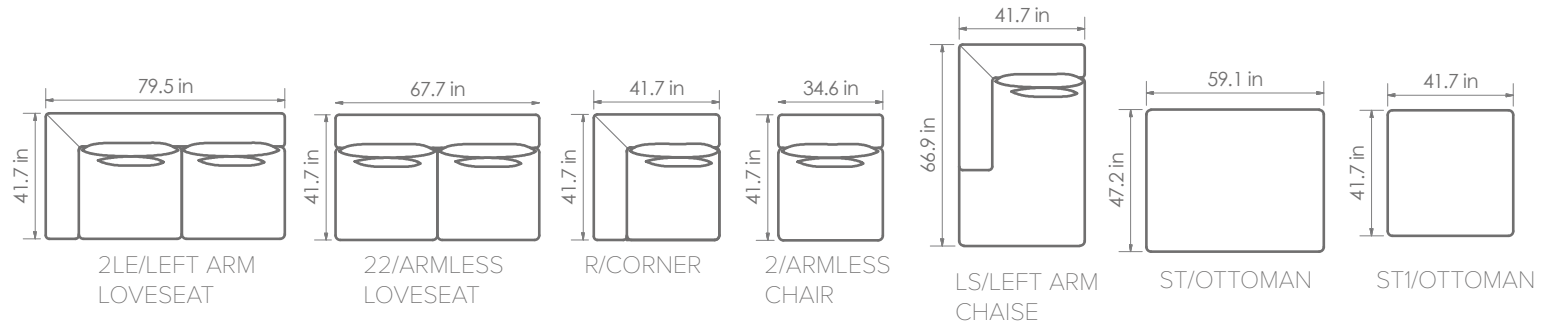
# FREEMAN

MX2130



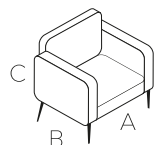
	(2LE/2RE) LOVESEAT CON BRAZO		(1LE/1RE) SILLÓN CON BRAZO		(2S) LOVESEAT SIN BRAZOS		(R) ESQUINERO		(S) SILLÓN SIN BRAZOS		(LS/RS) CHAISE CON BRAZO		(ST) TABURETE		(ST1) TABURETE	
	cm	in	cm	in	cm	in	cm	in	cm	in	cm	in	cm	in	cm	in
<b>A</b>	198	78	112	45	172	68	106	42	87	35	106	42	151	60	107	43
<b>B</b>	106	42	106	42	106	42	106	42	106	42	170	67	107	43	107	43
<b>C</b>	80	32	80	32	80	32	80	32	80	32	80	32	42	17	42	17





# COLORADO

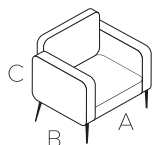
MX2140



	(3D) SOFÁ		(2D) LOVESEAT		(1D) SILLÓN	
	cm	in	cm	in	cm	in
A	229	91	179	71	103	41
B	100	40	100	40	100	40
C	81	32	81	32	81	32

# COLORADO

MX2140



## (3D) SOFÁ

	cm	in
<b>A</b>	229	91
<b>B</b>	100	40
<b>C</b>	81	32

## (2D) LOVESEAT

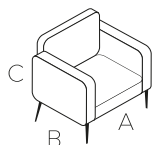
	cm	in
<b>A</b>	179	71
<b>B</b>	100	40
<b>C</b>	81	32

## (1D) SILLÓN

	cm	in
<b>A</b>	103	41
<b>B</b>	100	40
<b>C</b>	81	32

# BELLAGIO

MX2160



(2LE/2RE) LOVESEAT  
CON BRAZO

	cm	in
<b>A</b>	215	85
<b>B</b>	98	39
<b>C</b>	83	33

(LS/RS) CHAISE CON BRAZO

	cm	in
	96	38
	219	87
	83	33

(3D) SOFÁ

	cm	in
	246	97
	98	39
	83	33

(2D) LOVESEAT

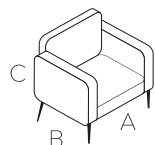
	cm	in
	201	80
	98	39
	83	33

(1D) SILLÓN

	cm	in
	144	57
	98	39
	83	33

# BELLAGIO

MX2160



(2LE/2RE) LOVESEAT  
CON BRAZO

	cm	in
<b>A</b>	215	85
<b>B</b>	98	39
<b>C</b>	83	33

(LS/RS) CHAISE CON BRAZO

	cm	in
<b>A</b>	96	38
<b>B</b>	219	87
<b>C</b>	83	33

(3D) SOFÁ

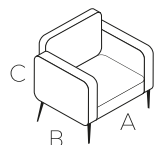
	cm	in
<b>A</b>	246	97
<b>B</b>	98	39
<b>C</b>	83	33

(2D) LOVESEAT

	cm	in
<b>A</b>	201	80
<b>B</b>	98	39
<b>C</b>	83	33

(1D) SILLÓN

	cm	in
<b>A</b>	144	57
<b>B</b>	98	39
<b>C</b>	83	33



(2LE/2RE) LOVESEAT  
CON BRAZO

	cm	in
<b>A</b>	215	85
<b>B</b>	98	39
<b>C</b>	83	33

(LS/RS) CHAISE CON BRAZO

	cm	in
	96	38
	219	87
	83	33

(3D) SOFÁ

	cm	in
	246	97
	98	39
	83	33

(2D) LOVESEAT

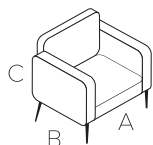
	cm	in
	201	80
	98	39
	83	33

(1D) SILLÓN

	cm	in
	144	57
	98	39
	83	33

# ANDIAMO

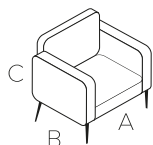
MX2170



	(3D) SOFÁ		(2D) LOVESEAT		(1D) SILLÓN	
	cm	in	cm	in	cm	in
<b>A</b>	238	94	196	78	142	56
<b>B</b>	101	40	101	40	101	40
<b>C</b>	87	35	87	35	87	35

# AVIGNON

MX2210



(3D) SOFÁ

	cm	in
<b>A</b>	227	90
<b>B</b>	100	40
<b>C</b>	88	35

(2D) LOVESEAT

	cm	in
<b>A</b>	177	70
<b>B</b>	100	40
<b>C</b>	88	35

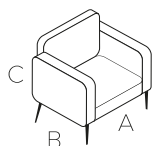
(1D) SILLÓN

	cm	in
<b>A</b>	112	45
<b>B</b>	100	40
<b>C</b>	88	35



# ROMA

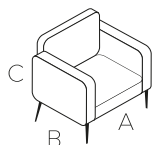
# MX2230



	(2LE/2RE) LOVESEAT CON BRAZO		(R) ESQUINERO		(2S) LOVESEAT SIN BRAZOS		(LS/RS) CHAISE CON BRAZO		(ST) TABURETE		(ST1) TABURETE		(3D) SOFÁ		(2D) LOVESEAT	
	cm	in	cm	in	cm	in	cm	in	cm	in	cm	in	cm	in	cm	in
<b>A</b>	198	78	106	42	172	68	106	42	151	60	107	43	264	104	194	77
<b>B</b>	106	42	106	42	106	42	170	67	107	43	107	43	106	42	106	42
<b>C</b>	80	32	80	32	80	32	80	32	42	17	42	17	80	32	80	32

# ROMA

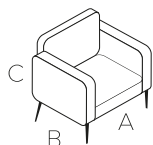
# MX2230



	(2LE/2RE) LOVESEAT CON BRAZO		(R) ESQUINERO		(2S) LOVESEAT SIN BRAZOS		(LS/RS) CHAISE CON BRAZO		(ST) TABURETE		(ST1) TABURETE		(3D) SOFÁ		(2D) LOVESEAT	
	cm	in	cm	in	cm	in	cm	in	cm	in	cm	in	cm	in	cm	in
<b>A</b>	198	78	106	42	172	68	106	42	151	60	107	43	264	104	194	77
<b>B</b>	106	42	106	42	106	42	170	67	107	43	107	43	106	42	106	42
<b>C</b>	80	32	80	32	80	32	80	32	42	17	42	17	80	32	80	32

# ARIZONA

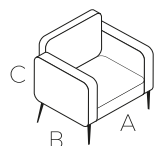
MX2240



	(R) ESQUINERO		(S) SILLON SIN BRAZOS		(ST) TABURETE	
	cm	in	cm	in	cm	in
<b>A</b>	88	35	88	35	88	35
<b>B</b>	88	35	88	35	88	35
<b>C</b>	79	32	79	32	45	18

# MIAMI

# MX2250



(2LE/2RE) LOVESEAT  
CON BRAZO

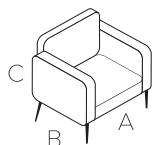
	cm	in
<b>A</b>	176	70
<b>B</b>	103	41
<b>C</b>	81	32

(LS/RS) CHAISE CON BRAZO

	cm	in
	182	72
	102	41
	81	32

# MIAMI

# MX2250



(2LE/2RE) LOVESEAT  
CON BRAZO

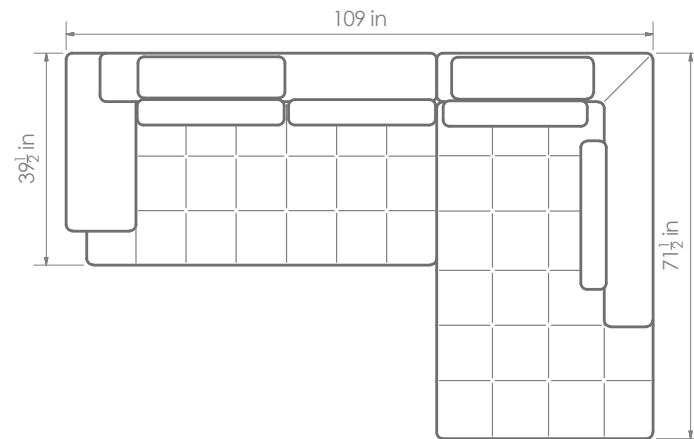
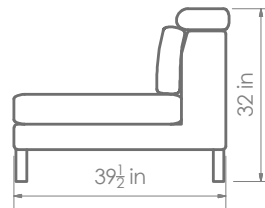
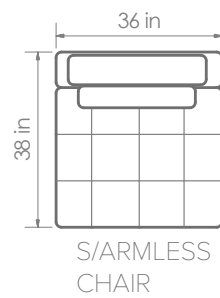
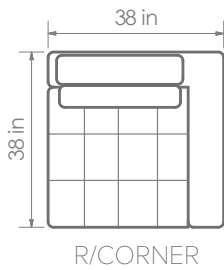
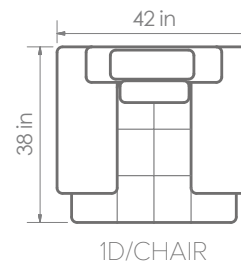
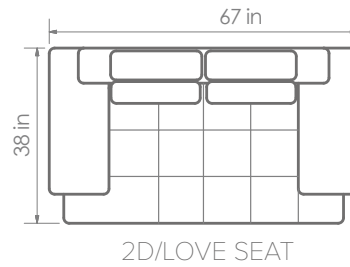
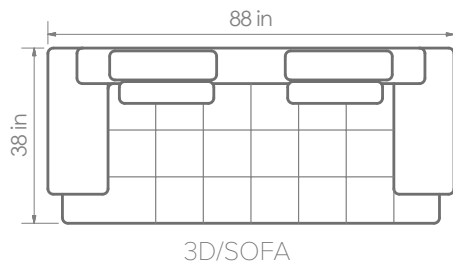
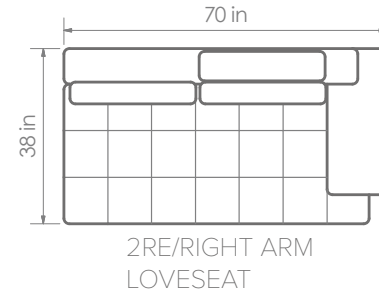
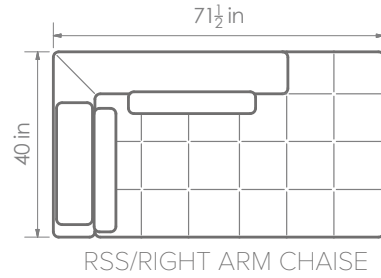
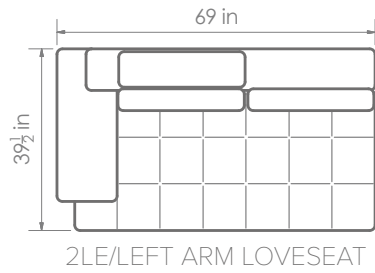
cm in

<b>A</b>	176	70
<b>B</b>	103	41
<b>C</b>	81	32

(LS/RS) CHAISE CON BRAZO

cm in

	182	72
	102	41
	81	32





	(2LE/2RE) LOVESEAT CON BRAZO		(2S) LOVESEAT SIN BRAZOS		(R) ESQUINERO		(S) SILLON SIN BRAZOS		(LS/RS) CHAISE CON BRAZO		(ST) TABURETE		(3D) SOFÁ		(2D) LOVESEAT		(1D) SILLÓN	
	cm	in	cm	in	cm	in	cm	in	cm	in	cm	in	cm	in	cm	in	cm	in
<b>A</b>	188	75	154	61	100	40	77	31	98	39	154	61	247	98	195	77	145	57
<b>B</b>	100	40	100	40	100	40	100	40	178	71	76	30	100	40	100	40	100	39
<b>C</b>	87	35	74	30	74	30	74	30	87	35	44	18	87	35	87	35	87	34



	(2LE/2RE) LOVESEAT CON BRAZO		(2S) LOVESEAT SIN BRAZOS		(R) ESQUINERO		(S) SILLON SIN BRAZOS		(LS/RS) CHAISE CON BRAZO		(ST) TABURETE		(3D) SOFÁ		(2D) LOVESEAT		(1D) SILLÓN	
	cm	in	cm	in	cm	in	cm	in	cm	in	cm	in	cm	in	cm	in	cm	in
<b>A</b>	188	75	154	61	100	40	77	31	98	39	154	61	247	98	195	77	145	57
<b>B</b>	100	40	100	40	100	40	100	40	178	71	76	30	100	40	100	40	100	39
<b>C</b>	87	35	74	30	74	30	74	30	87	35	44	18	87	35	87	35	87	34





	(2LE/2RE) LOVESEAT CON BRAZO		(2S) LOVESEAT SIN BRAZOS		(R) ESQUINERO		(S) SILLON SIN BRAZOS		(LS/RS) CHAISE CON BRAZO		(ST) TABURETE		(3D) SOFÁ		(2D) LOVESEAT		(1D) SILLÓN	
	cm	in	cm	in	cm	in	cm	in	cm	in	cm	in	cm	in	cm	in	cm	in
<b>A</b>	188	75	154	61	100	40	77	31	98	39	154	61	247	98	195	77	145	57
<b>B</b>	100	40	100	40	100	40	100	40	178	71	76	30	100	40	100	40	100	39
<b>C</b>	87	35	74	30	74	30	74	30	87	35	44	18	87	35	87	35	87	34

# ITALIA

# MX2260



	(2LE/2RE) LOVESEAT CON BRAZO		(2S) LOVESEAT SIN BRAZOS		(R) ESQUINERO		(S) SILLON SIN BRAZOS		(LS/RS) CHAISE CON BRAZO		(ST) TABURETE		(3D) SOFÁ		(2D) LOVESEAT		(1D) SILLÓN	
	cm	in	cm	in	cm	in	cm	in	cm	in	cm	in	cm	in	cm	in	cm	in
<b>A</b>	188	75	154	61	100	40	77	31	98	39	154	61	247	98	195	77	145	57
<b>B</b>	100	40	100	40	100	40	100	40	178	71	76	30	100	40	100	40	100	39
<b>C</b>	87	35	74	30	74	30	74	30	87	35	44	18	87	35	87	35	87	34

# ITALIA

# MX2260



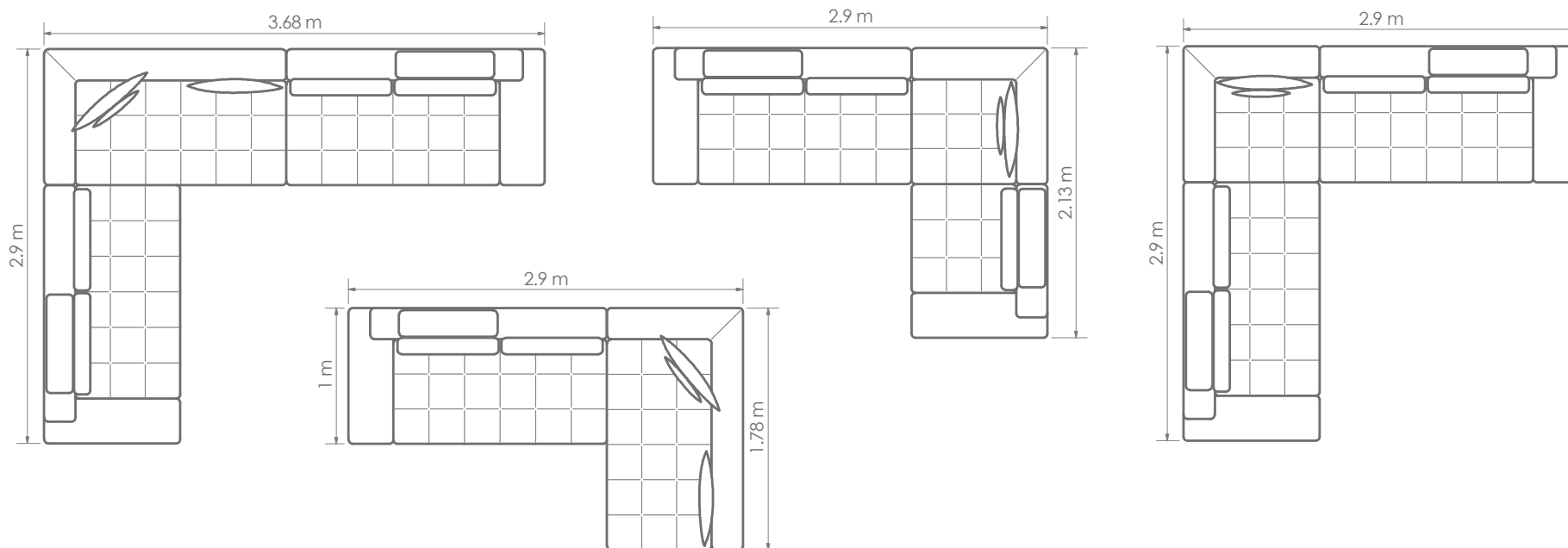
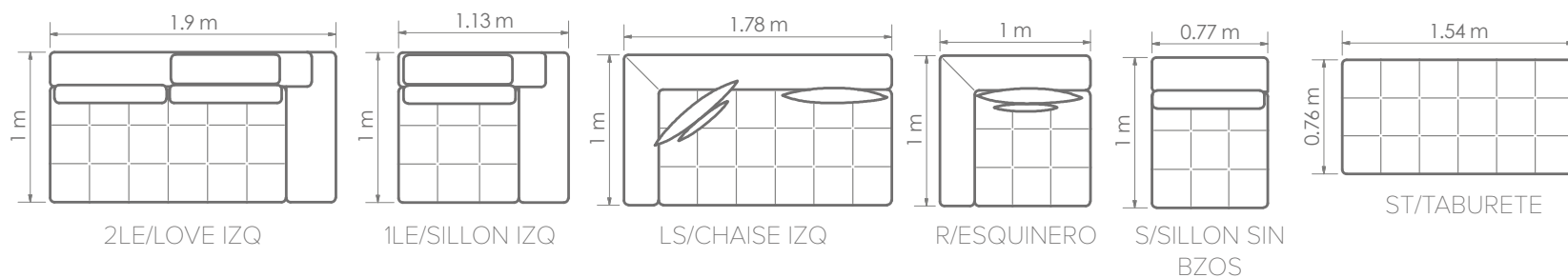
	(2LE/2RE) LOVESEAT CON BRAZO		(2S) LOVESEAT SIN BRAZOS		(R) ESQUINERO		(S) SILLON SIN BRAZOS		(LS/RS) CHAISE CON BRAZO		(ST) TABURETE		(3D) SOFÁ		(2D) LOVESEAT		(1D) SILLÓN	
	cm	in	cm	in	cm	in	cm	in	cm	in	cm	in	cm	in	cm	in	cm	in
<b>A</b>	188	75	154	61	100	40	77	31	98	39	154	61	247	98	195	77	145	57
<b>B</b>	100	40	100	40	100	40	100	40	178	71	76	30	100	40	100	40	100	39
<b>C</b>	87	35	74	30	74	30	74	30	87	35	44	18	87	35	87	35	87	34



	(2LE/2RE) LOVESEAT CON BRAZO		(2S) LOVESEAT SIN BRAZOS		(R) ESQUINERO		(S) SILLON SIN BRAZOS		(LS/RS) CHAISE CON BRAZO		(ST) TABURETE		(3D) SOFÁ		(2D) LOVESEAT		(1D) SILLÓN	
	cm	in	cm	in	cm	in	cm	in	cm	in	cm	in	cm	in	cm	in	cm	in
<b>A</b>	188	75	154	61	100	40	77	31	98	39	154	61	247	98	195	77	145	57
<b>B</b>	100	40	100	40	100	40	100	40	178	71	76	30	100	40	100	40	100	39
<b>C</b>	87	35	74	30	74	30	74	30	87	35	44	18	87	35	87	35	87	34

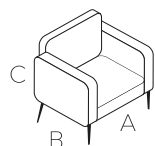


	(2LE/2RE) LOVESEAT CON BRAZO		(2S) LOVESEAT SIN BRAZOS		(R) ESQUINERO		(S) SILLON SIN BRAZOS		(LS/RS) CHAISE CON BRAZO		(ST) TABURETE		(3D) SOFÁ		(2D) LOVESEAT		(1D) SILLÓN	
	cm	in	cm	in	cm	in	cm	in	cm	in	cm	in	cm	in	cm	in	cm	in
<b>A</b>	188	75	154	61	100	40	77	31	98	39	154	61	247	98	195	77	145	57
<b>B</b>	100	40	100	40	100	40	100	40	178	71	76	30	100	40	100	40	100	39
<b>C</b>	87	35	74	30	74	30	74	30	87	35	44	18	87	35	87	35	87	34



# AUSTIN

MX2280

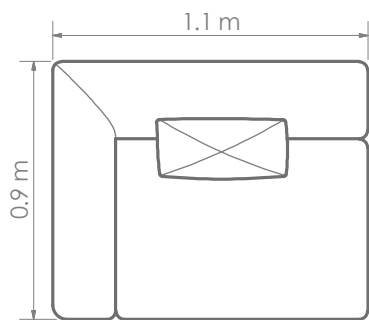


	(1LE/1RE) SILLÓN CON BRAZO		(RLE/RRE) ESQUINERO CON BRAZO		(S) SILLON SIN BRAZOS		(ST) TABURETE	
	cm	in	cm	in	cm	in	cm	in
<b>A</b>	110	44	119	47	87	35	87	35
<b>B</b>	89	36	89	36	89	36	87	35
<b>C</b>	80	32	80	32	80	32	45	18

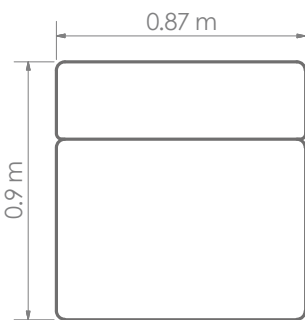


AUSTIN

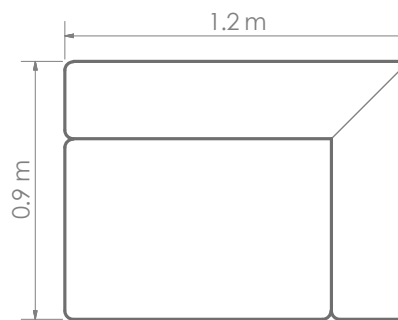
MX2280



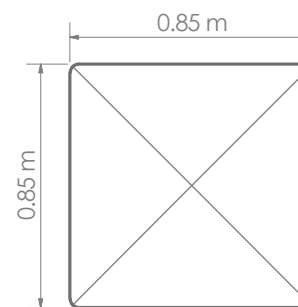
1RE/SILLON DER



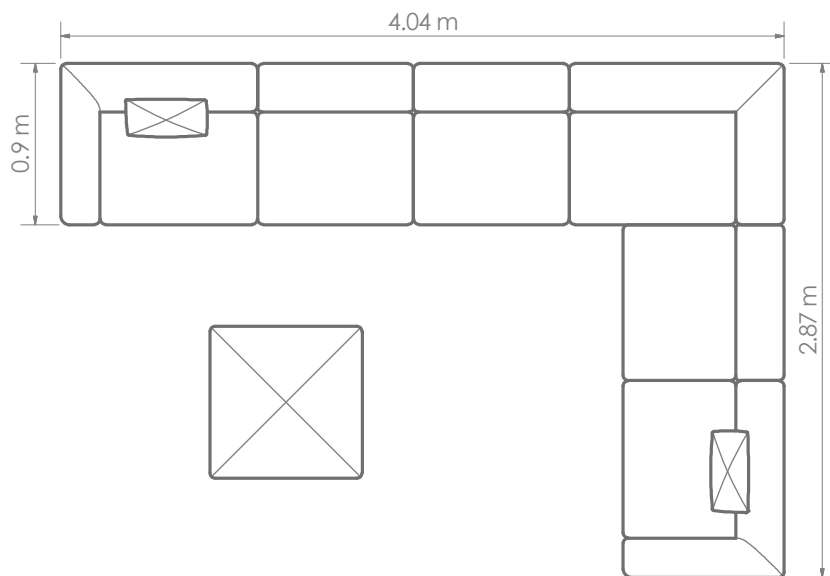
S/SILLON S/BZOS



RLE/ESQ IZQ



ST/TABURETE





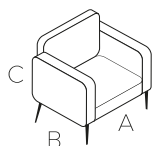








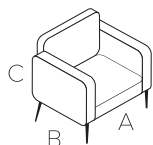




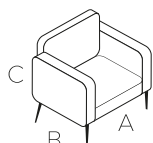
	(2LE/2RE) LOVESEAT CON BRAZO		(1LE/1RE) SILLÓN CON BRAZO		(2S) LOVESEAT SIN BRAZOS		(R) ESQUINERO		(S) SILLÓN SIN BRAZOS		(LS/RS) CHAISE CON BRAZO		(ST1) TABURETE		(ST1) TABURETE	
	cm	in	cm	in	cm	in	cm	in	cm	in	cm	in	cm	in	cm	in
<b>A</b>	199	79	113	45	172	68	106	42	87	35	105	42	151	42	106	42
<b>B</b>	106	42	106	42	106	42	106	42	106	42	170	67	106	42	106	42
<b>C</b>	83	33	83	33	83	33	83	33	83	33	83	33	40	16	40	16

# MONACO

MX2321



	(2LE/2RE) LOVESEAT CON BRAZO		(1LE/1RE) SILLÓN CON BRAZO		(2S) LOVESEAT SIN BRAZOS		(R) ESQUINERO		(S) SILLON SIN BRAZOS		(LS/RS) CHAISE CON BRAZO		(ST1) TABURETE		(ST1) TABURETE	
	cm	in	cm	in	cm	in	cm	in	cm	in	cm	in	cm	in	cm	in
<b>A</b>	199	79	113	45	172	68	106	42	87	35	105	42	151	42	106	42
<b>B</b>	106	42	106	42	106	42	106	42	106	42	170	67	106	42	106	42
<b>C</b>	83	33	83	33	83	33	83	33	83	33	83	33	40	16	40	16



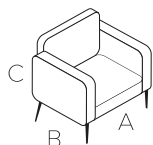
	(2LE/2RE) LOVESEAT CON BRAZO		(1LE/1RE) SILLÓN CON BRAZO		(2S) LOVESEAT SIN BRAZOS		(R) ESQUINERO		(S) SILLON SIN BRAZOS		(LS/RS) CHAISE CON BRAZO		(ST1) TABURETE		(ST1) TABURETE	
	cm	in	cm	in	cm	in	cm	in	cm	in	cm	in	cm	in	cm	in
<b>A</b>	199	79	113	45	172	68	106	42	87	35	105	42	151	42	106	42
<b>B</b>	106	42	106	42	106	42	106	42	106	42	170	67	106	42	106	42
<b>C</b>	83	33	83	33	83	33	83	33	83	33	83	33	40	16	40	16



# DENVER

MX2350

\* Pillows and accesories sold separately.  
Accesorios y cojines se venden por separado



(2LE/2RE) LOVESEAT CON BRAZO

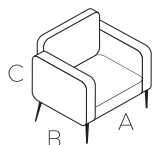
	cm	in
<b>A</b>	172	68
<b>B</b>	100	40
<b>C</b>	90	36

(LS/RS) CHAISE CON BRAZO

	cm	in
<b>A</b>	99	39
<b>B</b>	168	67
<b>C</b>	90	36

# CLEO

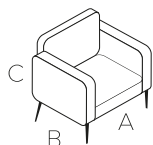
# MX2370



	(2LE/2RE) LOVESEAT CON BRAZO		(2S) LOVESEAT SIN BRAZOS		(R) ESQUINERO		(LS/RS) CHAISE CON BRAZO		(ST) TABURETE	
	cm	in	cm	in	cm	in	cm	in	cm	in
<b>A</b>	181	72	161	64	92	37	100	40	176	70
<b>B</b>	92	37	92	37	92	37	180	71	74	30
<b>C</b>	75	30	75	30	75	30	75	30	44	18

# CLEO

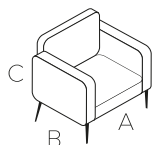
MX2370



	(2LE/2RE) LOVESEAT CON BRAZO		(2S) LOVESEAT SIN BRAZOS		(R) ESQUINERO		(LS/RS) CHAISE CON BRAZO		(ST) TABURETE	
	cm	in	cm	in	cm	in	cm	in	cm	in
<b>A</b>	181	72	161	64	92	37	100	40	176	70
<b>B</b>	92	37	92	37	92	37	180	71	74	30
<b>C</b>	75	30	75	30	75	30	75	30	44	18

# NORWAY

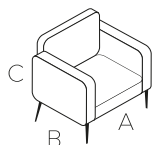
MX2410



(2LE/2RE) LOVESEAT CON BRAZO		(1LE/1RE) SILLÓN CON BRAZO		(2S) LOVESEAT SIN BRAZOS		(R) ESQUINERO		(S) SILLÓN SIN BRAZOS		
cm	in	cm	in	cm	in	cm	in	cm	in	
<b>A</b>	181	72	101	40	162	64	117	47	82	33
<b>B</b>	91	36	91	36	91	36	117	47	91	36
<b>C</b>	84	34	84	34	84	34	84	34	84	34

# ASPEN

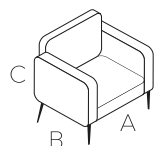
MX2420



	(2LE/2RE) LOVESEAT CON BRAZO		(LS/RS) CHAISE CON BRAZO	
	cm	in	cm	in
<b>A</b>	136	54	90	36
<b>B</b>	97	39	166	66
<b>C</b>	81	32	81	32

# ASPEN

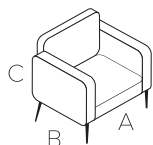
MX2420



	(2LE/2RE) LOVESEAT CON BRAZO		(LS/RS) CHAISE CON BRAZO	
	cm	in	cm	in
<b>A</b>	136	54	90	36
<b>B</b>	97	39	166	66
<b>C</b>	81	32	81	32

# ASPEN

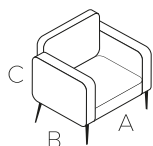
MX2420



	(2LE/2RE) LOVESEAT CON BRAZO		(LS/RS) CHAISE CON BRAZO	
	cm	in	cm	in
<b>A</b>	136	54	90	36
<b>B</b>	97	39	166	66
<b>C</b>	81	32	81	32

# VIENNA

MX2430

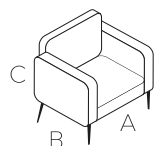


	(2S) LOVESEAT SIN BRAZOS		(R) ESQUINERO		(S) SILLON SIN BRAZOS		(ST) TABURETE	
	cm	in	cm	in	cm	in	cm	in
<b>A</b>	160	63	99	39	80	32	99	39
<b>B</b>	99	39	99	39	99	39	80	32
<b>C</b>	86	34	86	34	86	34	46	19



# VIENNA

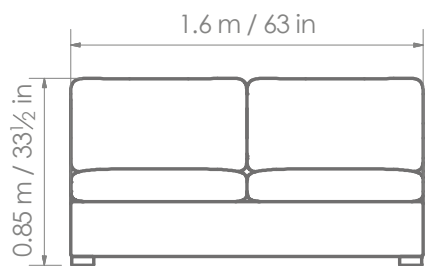
MX2430



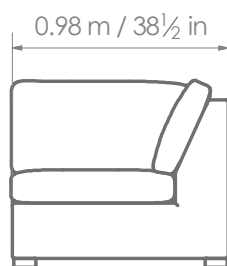
	(2S) LOVESEAT SIN BRAZOS		(R) ESQUINERO		(S) SILLON SIN BRAZOS		(ST) TABURETE	
	cm	in	cm	in	cm	in	cm	in
<b>A</b>	160	63	99	39	80	32	99	39
<b>B</b>	99	39	99	39	99	39	80	32
<b>C</b>	86	34	86	34	86	34	46	19

# VIENNA


MX2430



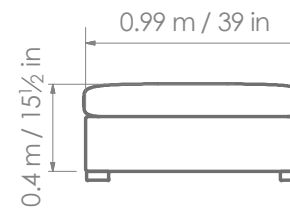
2S/LOVESEAT SIN BZOS



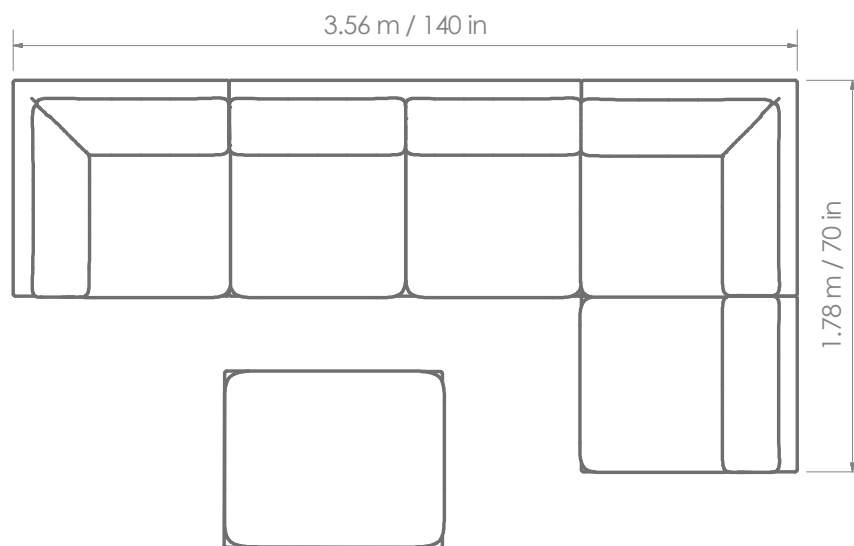
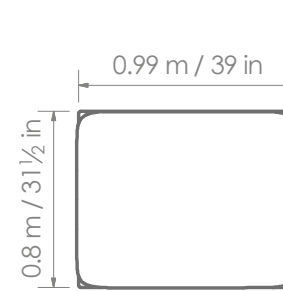
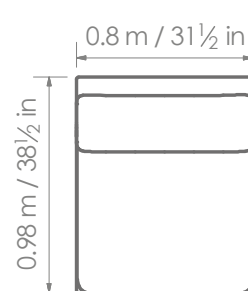
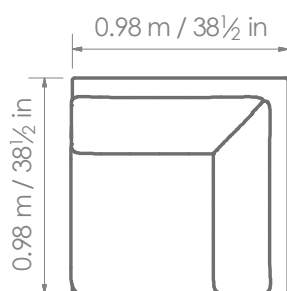
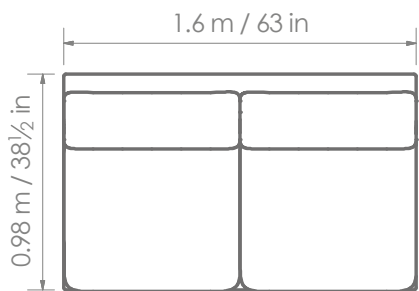
R/ESQUINERO



S/SILLON  
SIN/BZOS

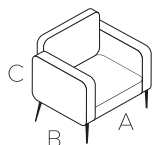


ST/TABURETE



# MARSEILLE

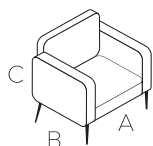
MX2440



	(1L/1RE) SILLÓN CON BRAZO		(R) ESQUINERO		(S) SILLÓN SIN BRAZOS		(ST) TABURETE	
	cm	in	cm	in	cm	in	cm	in
<b>A</b>	72	29	82	33	62	25	82	33
<b>B</b>	82	33	82	33	82	33	62	25
<b>C</b>	83	33	83	33	83	33	45	18

# MARSEILLE

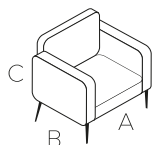
MX2440



	(1L/1R) SILLÓN CON BRAZO		(R) ESQUINERO		(S) SILLÓN SIN BRAZOS		(ST) TABURETE	
	cm	in	cm	in	cm	in	cm	in
<b>A</b>	72	29	82	33	62	25	82	33
<b>B</b>	82	33	82	33	82	33	62	25
<b>C</b>	83	33	83	33	83	33	45	18

# MARSEILLE

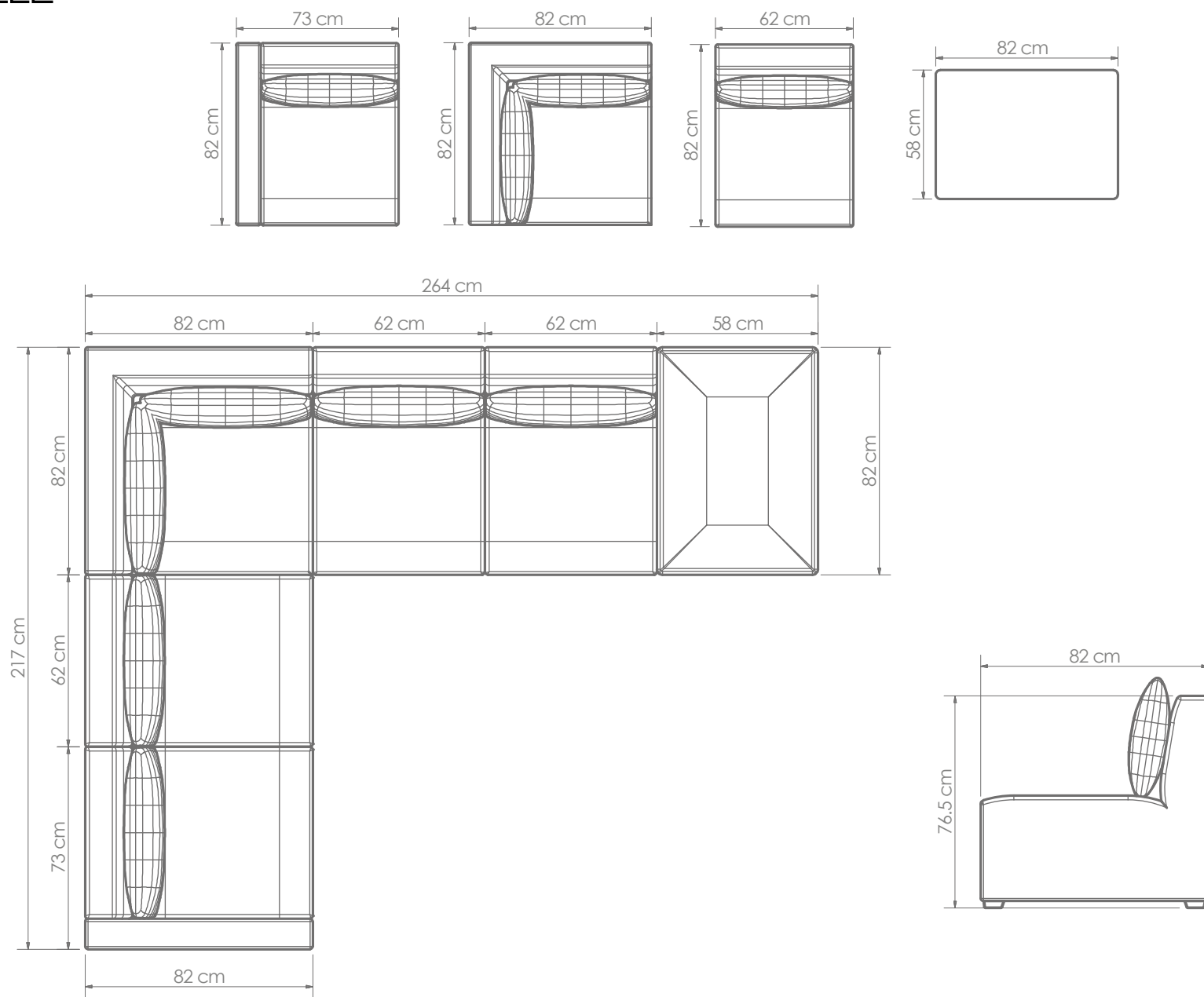
MX2440



	(1L/1RE) SILLÓN CON BRAZO		(R) ESQUINERO		(S) SILLÓN SIN BRAZOS		(ST) TABURETE	
	cm	in	cm	in	cm	in	cm	in
<b>A</b>	72	29	82	33	62	25	82	33
<b>B</b>	82	33	82	33	82	33	62	25
<b>C</b>	83	33	83	33	83	33	45	18

# MARSEILLE

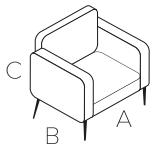
MX2440



PORTLAND

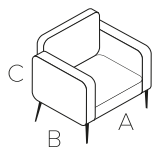
---

MX2460



FLORIDA

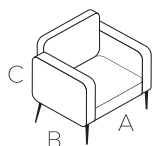
MX2470





LYON

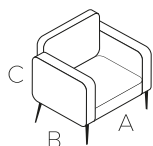
MX2480



	(3D) SOFÁ		(2D) LOVESEAT		(1D) SILLÓN	
	cm	in	cm	in	cm	in
A	211	84	161	64	96	38
B	100	40	100	40	100	40
C	87	35	87	35	87	35

LYON

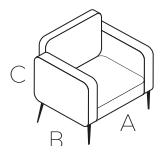
MX2480



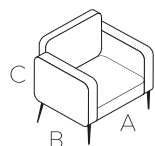
	(3D) SOFÁ		(2D) LOVESEAT		(1D) SILLÓN	
	cm	in	cm	in	cm	in
<b>A</b>	211	84	161	64	96	38
<b>B</b>	100	40	100	40	100	40
<b>C</b>	87	35	87	35	87	35

# PROVENZA

MX2490



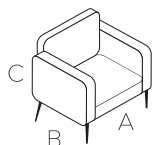
	(2LE/2RE) LOVESEAT CON BRAZO		(LS/RS) CHAISE CON BRAZO		(R) ESQUINERO		(S) SILLON SIN BRAZOS		(ST) TABURETE	
	cm	in	cm	in	cm	in	cm	in	cm	in
<b>A</b>	180	71	100	40	104	41	104	41	104	41
<b>B</b>	104	41	180	71	104	41	104	41	104	41
<b>C</b>	93	37	93	37	93	37	93	37	44	18



	(2LE/2RE) LOVESEAT CON BRAZO		(LS/RS) CHAISE CON BRAZO		(R) ESQUINERO		(S) SILLON SIN BRAZOS		(ST) TABURETE	
	cm	in	cm	in	cm	in	cm	in	cm	in
<b>A</b>	180	71	100	40	104	41	104	41	104	41
<b>B</b>	104	41	180	71	104	41	104	41	104	41
<b>C</b>	93	37	93	37	93	37	93	37	44	18

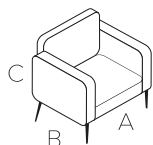
MOAB

MX2510



# CRIMSON

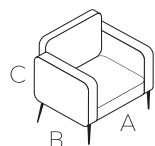
MX2530



	(3D) SOFÁ		(2D) LOVESEAT		(1D) SILLÓN	
	cm	in	cm	in	cm	in
<b>A</b>	223	88	163	65	108	43
<b>B</b>	106	42	106	42	106	42
<b>C</b>	95	38	95	38	95	38

# CRIMSON

MX2530



	(3D) SOFÁ		(2D) LOVESEAT		(1D) SILLÓN	
	cm	in	cm	in	cm	in
<b>A</b>	223	88	163	65	108	43
<b>B</b>	106	42	106	42	106	42
<b>C</b>	95	38	95	38	95	38

# CIRRUS

# MX2560



	(2LE/2RE) LOVESEAT CON BRAZO		(1LE/1RE) SILLÓN CON BRAZO		(2S) LOVESEAT SIN BRAZOS		(R) ESQUINERO		(S) SILLON SIN BRAZOS		(LS/RS) CHAISE CON BRAZO		(ST) TABURETE		(3D) SOFÁ		(2D) LOVESEAT		(1D) SILLÓN	
	cm	in	cm	in	cm	in	cm	in	cm	in	cm	in	cm	in	cm	in	cm	in	cm	in
<b>A</b>	200	79	111	44	180	71	105	42	90	36	110	44	105	42	220	87	180	71	130	52
<b>B</b>	105	42	105	42	105	42	105	42	105	42	180	71	105	42	105	42	105	42	105	42
<b>C</b>	85	34	85	34	85	34	85	34	85	34	85	34	53	21	85	34	85	34	85	34



# CIRRUS

# MX2560



	(2LE/2RE) LOVESEAT CON BRAZO		(1LE/1RE) SILLÓN CON BRAZO		(2S) LOVESEAT SIN BRAZOS		(R) ESQUINERO		(S) SILLON SIN BRAZOS		(LS/RS) CHAISE CON BRAZO		(ST) TABURETE		(3D) SOFÁ		(2D) LOVESEAT		(1D) SILLÓN	
	cm	in	cm	in	cm	in	cm	in	cm	in	cm	in	cm	in	cm	in	cm	in	cm	in
<b>A</b>	200	79	111	44	180	71	105	42	90	36	110	44	105	42	220	87	180	71	130	52
<b>B</b>	105	42	105	42	105	42	105	42	105	42	180	71	105	42	105	42	105	42	105	42
<b>C</b>	85	34	85	34	85	34	85	34	85	34	85	34	53	21	85	34	85	34	85	34

# CIRRUS

MX2560



	(2LE/2RE) LOVESEAT CON BRAZO		(1LE/1RE) SILLÓN CON BRAZO		(2S) LOVESEAT SIN BRAZOS		(R) ESQUINERO		(S) SILLÓN SIN BRAZOS		(LS/RS) CHAISE CON BRAZO		(ST) TABURETE		(3D) SOFÁ		(2D) LOVESEAT		(1D) SILLÓN	
	cm	in	cm	in	cm	in	cm	in	cm	in	cm	in	cm	in	cm	in	cm	in	cm	in
<b>A</b>	200	79	111	44	180	71	105	42	90	36	110	44	105	42	220	87	180	71	130	52
<b>B</b>	105	42	105	42	105	42	105	42	105	42	180	71	105	42	105	42	105	42	105	42
<b>C</b>	85	34	85	34	85	34	85	34	85	34	85	34	53	21	85	34	85	34	85	34

# CIRRUS

MX2560



	(2LE/2RE) LOVESEAT CON BRAZO		(1LE/1RE) SILLÓN CON BRAZO		(2S) LOVESEAT SIN BRAZOS		(R) ESQUINERO		(S) SILLON SIN BRAZOS		(LS/RS) CHAISE CON BRAZO		(ST) TABURETE		(3D) SOFÁ		(2D) LOVESEAT		(1D) SILLÓN	
	cm	in	cm	in	cm	in	cm	in	cm	in	cm	in	cm	in	cm	in	cm	in	cm	in
<b>A</b>	200	79	111	44	180	71	105	42	90	36	110	44	105	42	220	87	180	71	130	52
<b>B</b>	105	42	105	42	105	42	105	42	105	42	180	71	105	42	105	42	105	42	105	42
<b>C</b>	85	34	85	34	85	34	85	34	85	34	85	34	53	21	85	34	85	34	85	34

# CIRRUS

MX2560



	(2LE/2RE) LOVESEAT CON BRAZO		(1LE/1RE) SILLÓN CON BRAZO		(2S) LOVESEAT SIN BRAZOS		(R) ESQUINERO		(S) SILLON SIN BRAZOS		(LS/RS) CHAISE CON BRAZO		(ST) TABURETE		(3D) SOFÁ		(2D) LOVESEAT		(1D) SILLÓN	
	cm	in	cm	in	cm	in	cm	in	cm	in	cm	in	cm	in	cm	in	cm	in	cm	in
<b>A</b>	200	79	111	44	180	71	105	42	90	36	110	44	105	42	220	87	180	71	130	52
<b>B</b>	105	42	105	42	105	42	105	42	105	42	180	71	105	42	105	42	105	42	105	42
<b>C</b>	85	34	85	34	85	34	85	34	85	34	85	34	53	21	85	34	85	34	85	34

# CIRRUS

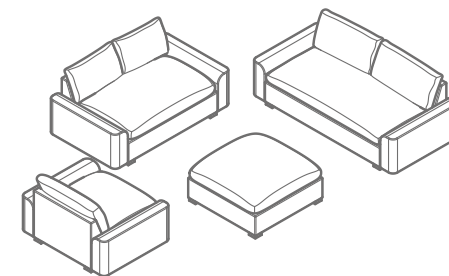
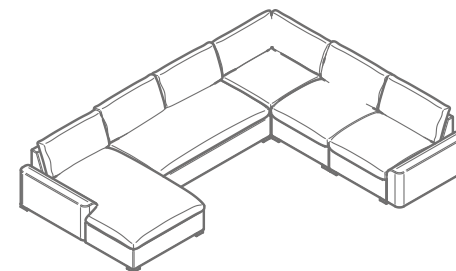
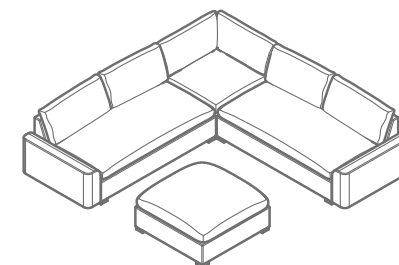
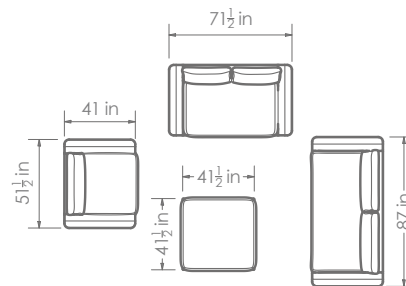
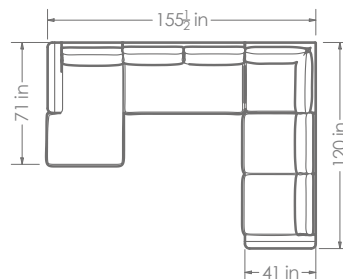
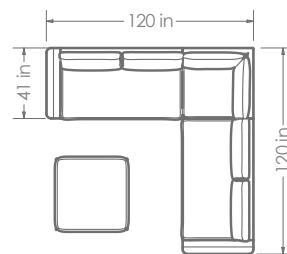
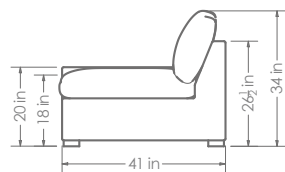
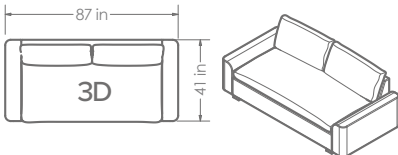
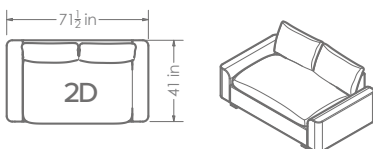
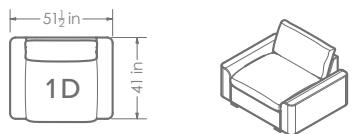
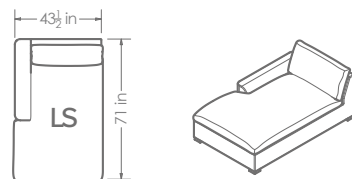
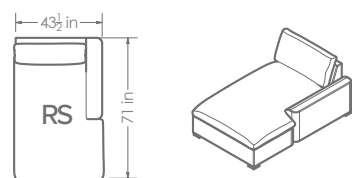
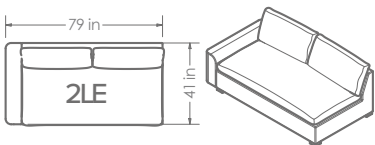
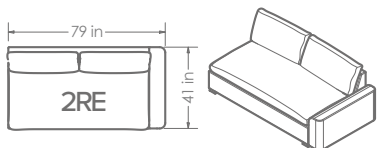
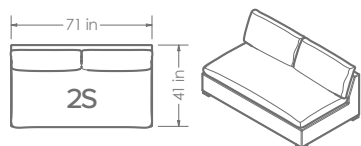
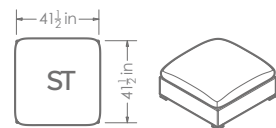
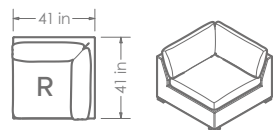
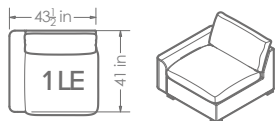
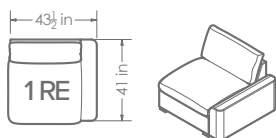
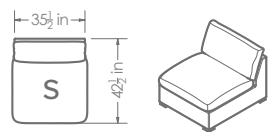
# MX2560



	(2LE/2RE) LOVESEAT CON BRAZO		(1LE/1RE) SILLÓN CON BRAZO		(2S) LOVESEAT SIN BRAZOS		(R) ESQUINERO		(S) SILLON SIN BRAZOS		(LS/RS) CHAISE CON BRAZO		(ST) TABURETE		(3D) SOFÁ		(2D) LOVESEAT		(1D) SILLÓN	
	cm	in	cm	in	cm	in	cm	in	cm	in	cm	in	cm	in	cm	in	cm	in	cm	in
<b>A</b>	200	79	111	44	180	71	105	42	90	36	110	44	105	42	220	87	180	71	130	52
<b>B</b>	105	42	105	42	105	42	105	42	105	42	180	71	105	42	105	42	105	42	105	42
<b>C</b>	85	34	85	34	85	34	85	34	85	34	85	34	53	21	85	34	85	34	85	34

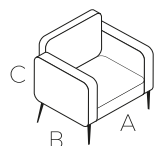
# CIRRUS

MX2560



# IOWA

# MX2570



### (3D) SOFÁ

	cm	in
<b>A</b>	222	88
<b>B</b>	97	39
<b>C</b>	78	31

### (2D) LOVESEAT

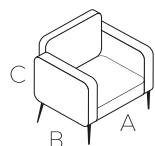
	cm	in
<b>A</b>	156	62
<b>B</b>	97	39
<b>C</b>	78	31

### (1D) SILLÓN

	cm	in
<b>A</b>	92	37
<b>B</b>	97	39
<b>C</b>	78	31

# IOWA

# MX2570



(3D) SOFÁ

	cm	in
<b>A</b>	222	88
<b>B</b>	97	39
<b>C</b>	78	31

(2D) LOVESEAT

	cm	in
	156	62
	97	39
	78	31

(1D) SILLÓN

	cm	in
	92	37
	97	39
	78	31

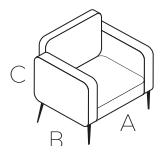






# FERRARA

MX2610



(3D) SOFÁ

	cm	in
<b>A</b>	252	100
<b>B</b>	115	46
<b>C</b>	69	28

(2D) LOVESEAT

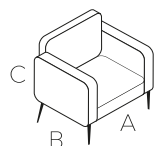
	cm	in
<b>A</b>	192	76
<b>B</b>	115	46
<b>C</b>	69	28

(1D) SILLÓN

	cm	in
<b>A</b>	128	51
<b>B</b>	115	46
<b>C</b>	69	28

# FERRARA

MX2610



(3D) SOFÁ

	cm	in
<b>A</b>	252	100
<b>B</b>	115	46
<b>C</b>	69	28

(2D) LOVESEAT

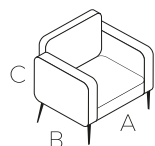
	cm	in
<b>A</b>	192	76
<b>B</b>	115	46
<b>C</b>	69	28

(1D) SILLÓN

	cm	in
<b>A</b>	128	51
<b>B</b>	115	46
<b>C</b>	69	28

# FERRARA

MX2610



(3D) SOFÁ

	cm	in
<b>A</b>	252	100
<b>B</b>	115	46
<b>C</b>	69	28

(2D) LOVESEAT

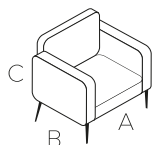
	cm	in
<b>A</b>	192	76
<b>B</b>	115	46
<b>C</b>	69	28

(1D) SILLÓN

	cm	in
<b>A</b>	128	51
<b>B</b>	115	46
<b>C</b>	69	28

# FINLEY

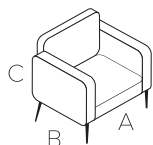
MX2620



	(3D) SOFÁ		(2D) LOVESEAT		(1D) SILLÓN	
	cm	in	cm	in	cm	in
<b>A</b>	222	88	156	62	92	37
<b>B</b>	97	39	97	39	97	39
<b>C</b>	80	32	80	32	80	32

FINLEY

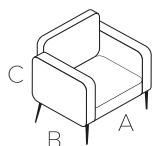
MX2620



	(3D) SOFÁ		(2D) LOVESEAT		(1D) SILLÓN	
	cm	in	cm	in	cm	in
A	222	88	156	62	92	37
B	97	39	97	39	97	39
C	80	32	80	32	80	32

FINLEY

MX2620

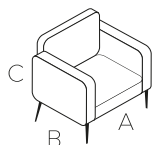


	(3D) SOFÁ		(2D) LOVESEAT		(1D) SILLÓN	
	cm	in	cm	in	cm	in
A	222	88	156	62	92	37
B	97	39	97	39	97	39
C	80	32	80	32	80	32



# DUSTIN

MX2640



(3D) SOFÁ

	cm	in
<b>A</b>	224	89
<b>B</b>	95	38
<b>C</b>	89	36

(2D) LOVESEAT

	cm	in
<b>A</b>	159	63
<b>B</b>	95	38
<b>C</b>	89	36

(1D) SILLÓN

	cm	in
<b>A</b>	94	38
<b>B</b>	95	38
<b>C</b>	89	36

(1D) SILLÓN GIRATORIO

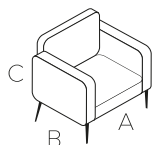
	cm	in
<b>A</b>	94	38
<b>B</b>	95	38
<b>C</b>	89	36

(SC) SOFÁ CAMA

	cm	in
<b>A</b>	206	82
<b>B</b>	95	38
<b>C</b>	93	37

# DUSTIN

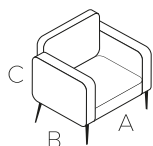
MX2640



	(3D) SOFÁ		(2D) LOVESEAT		(1D) SILLÓN		(1D) SILLÓN GIRATORIO		(5C) SOFÁ CAMA	
	cm	in	cm	in	cm	in	cm	in	cm	in
<b>A</b>	224	89	159	63	94	38	94	38	206	82
<b>B</b>	95	38	95	38	95	38	95	38	95	38
<b>C</b>	89	36	89	36	89	36	89	36	93	37

# DUSTIN

MX2640



(3D) SOFÁ

	cm	in
<b>A</b>	224	89
<b>B</b>	95	38
<b>C</b>	89	36

(2D) LOVESEAT

	cm	in
<b>A</b>	159	63
<b>B</b>	95	38
<b>C</b>	89	36

(1D) SILLÓN

	cm	in
<b>A</b>	94	38
<b>B</b>	95	38
<b>C</b>	89	36

(1D) SILLÓN GIRATORIO

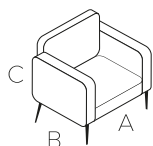
	cm	in
<b>A</b>	94	38
<b>B</b>	95	38
<b>C</b>	89	36

(SC) SOFÁ CAMA

	cm	in
<b>A</b>	206	82
<b>B</b>	95	38
<b>C</b>	93	37

# DUSTIN

# MX2640



(3D) SOFÁ

	cm	in
<b>A</b>	224	89
<b>B</b>	95	38
<b>C</b>	89	36

(2D) LOVESEAT

	cm	in
<b>A</b>	159	63
<b>B</b>	95	38
<b>C</b>	89	36

(1D) SILLÓN

	cm	in
<b>A</b>	94	38
<b>B</b>	95	38
<b>C</b>	89	36

(1D) SILLÓN GIRATORIO

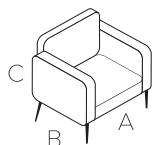
	cm	in
<b>A</b>	94	38
<b>B</b>	95	38
<b>C</b>	89	36

(SC) SOFÁ CAMA

	cm	in
<b>A</b>	206	82
<b>B</b>	95	38
<b>C</b>	93	37

# STRATUS

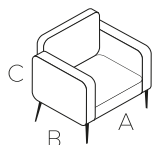
MX2680



	(1L/1RE) SILLÓN CON BRAZO		(R) ESQUINERO		(S) SILLÓN SIN BRAZOS		(ST) TABURETE	
	cm	in	cm	in	cm	in	cm	in
<b>A</b>	111	44	105	42	90	36	105	42
<b>B</b>	105	42	105	42	105	42	105	42
<b>C</b>	85	34	85	34	85	34	53	21

# STRATUS

MX2680

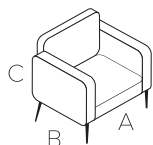


	(1L/1RE) SILLÓN CON BRAZO		(R) ESQUINERO		(S) SILLÓN SIN BRAZOS		(ST) TABURETE	
	cm	in	cm	in	cm	in	cm	in
<b>A</b>	111	44	105	42	90	36	105	42
<b>B</b>	105	42	105	42	105	42	105	42
<b>C</b>	85	34	85	34	85	34	53	21



# STRATUS

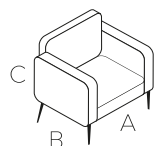
MX2680



	(1L/1RE) SILLÓN CON BRAZO		(R) ESQUINERO		(S) SILLÓN SIN BRAZOS		(ST) TABURETE	
	cm	in	cm	in	cm	in	cm	in
<b>A</b>	111	44	105	42	90	36	105	42
<b>B</b>	105	42	105	42	105	42	105	42
<b>C</b>	85	34	85	34	85	34	53	21

# STRATUS

MX2680

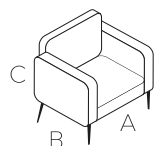


	(1L/1RE) SILLÓN CON BRAZO		(R) ESQUINERO		(S) SILLÓN SIN BRAZOS		(ST) TABURETE	
	cm	in	cm	in	cm	in	cm	in
<b>A</b>	111	44	105	42	90	36	105	42
<b>B</b>	105	42	105	42	105	42	105	42
<b>C</b>	85	34	85	34	85	34	53	21



# KENDALL

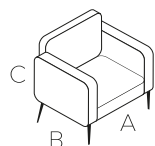
MX2690



	(3D) SOFÁ		(2D) LOVESEAT		(1D) SILLÓN	
	cm	in	cm	in	cm	in
<b>A</b>	238	94	168	67	98	39
<b>B</b>	100	40	100	40	100	40
<b>C</b>	83	33	83	33	83	33

# KENDALL

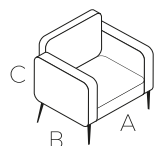
MX2690



	(3D) SOFÁ		(2D) LOVESEAT		(1D) SILLÓN	
	cm	in	cm	in	cm	in
<b>A</b>	238	94	168	67	98	39
<b>B</b>	100	40	100	40	100	40
<b>C</b>	83	33	83	33	83	33

# BENNINGTON

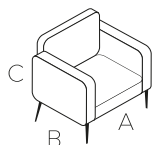
MX2710



	(3D) SOFÁ		(2D) LOVESEAT		(1D) SILLÓN	
	cm	in	cm	in	cm	in
A	200	79	160	63	90	36
B	90	36	90	36	90	36
C	83	33	83	33	83	33

# BENNINGTON

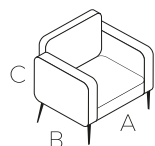
MX2710



	(3D) SOFÁ		(2D) LOVESEAT		(1D) SILLÓN	
	cm	in	cm	in	cm	in
A	200	79	160	63	90	36
B	90	36	90	36	90	36
C	83	33	83	33	83	33

# ELLIS

# MX2730



(2LE/2RE) LOVESEAT  
CON BRAZO

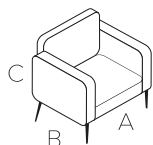
	cm	in
<b>A</b>	225	89
<b>B</b>	104	41
<b>C</b>	97	39

(LS/RS) CHAISE CON BRAZO

	cm	in
	125	50
	180	71
	97	39

# ELLIS

MX2730



(2LE/2RE) LOVESEAT  
CON BRAZO

	cm	in
<b>A</b>	225	89
<b>B</b>	104	41
<b>C</b>	97	39

(LS/RS) CHAISE CON BRAZO

	cm	in
	125	50
	180	71
	97	39

# KUMO

MX2740



	(2LE/2RE) LOVESEAT CON BRAZO		(1LE/1RE) SILLÓN CON BRAZO		(2S) LOVESEAT SIN BRAZOS		(R) ESQUINERO		(S) SILLON SIN BRAZOS		(LS/RS) CHAISE CON BRAZO		(ST) TABURETE		(3D) SOFÁ		(2D) LOVESEAT		(1D) SILLÓN	
	cm	in	cm	in	cm	in	cm	in	cm	in	cm	in	cm	in	cm	in	cm	in	cm	in
<b>A</b>	202	80	113	45	180	71	105	42	90	36	112	45	105	42	224	89	184	73	134	53
<b>B</b>	105	42	105	42	105	42	105	42	105	42	180	71	105	42	105	42	105	42	105	42
<b>C</b>	85	34	85	34	85	34	85	34	85	34	85	34	53	21	85	34	85	34	85	34

# KUMO

# MX2740



	(2LE/2RE) LOVESEAT CON BRAZO		(1LE/1RE) SILLÓN CON BRAZO		(2S) LOVESEAT SIN BRAZOS		(R) ESQUINERO		(S) SILLON SIN BRAZOS		(LS/RS) CHAISE CON BRAZO		(ST) TABURETE		(3D) SOFÁ		(2D) LOVESEAT		(1D) SILLÓN	
	cm	in	cm	in	cm	in	cm	in	cm	in	cm	in	cm	in	cm	in	cm	in	cm	in
<b>A</b>	202	80	113	45	180	71	105	42	90	36	112	45	105	42	224	89	184	73	134	53
<b>B</b>	105	42	105	42	105	42	105	42	105	42	180	71	105	42	105	42	105	42	105	42
<b>C</b>	85	34	85	34	85	34	85	34	85	34	85	34	53	21	85	34	85	34	85	34



# KUMO

# MX2740



	(2LE/2RE) LOVESEAT CON BRAZO		(1LE/1RE) SILLÓN CON BRAZO		(2S) LOVESEAT SIN BRAZOS		(R) ESQUINERO		(S) SILLON SIN BRAZOS		(LS/RS) CHAISE CON BRAZO		(ST) TABURETE		(3D) SOFÁ		(2D) LOVESEAT		(1D) SILLÓN	
	cm	in	cm	in	cm	in	cm	in	cm	in	cm	in	cm	in	cm	in	cm	in	cm	in
<b>A</b>	202	80	113	45	180	71	105	42	90	36	112	45	105	42	224	89	184	73	134	53
<b>B</b>	105	42	105	42	105	42	105	42	105	42	180	71	105	42	105	42	105	42	105	42
<b>C</b>	85	34	85	34	85	34	85	34	85	34	85	34	53	21	85	34	85	34	85	34

# KUMO

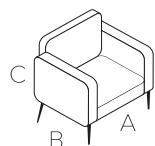
# MX2740



	(2LE/2RE) LOVESEAT CON BRAZO		(1LE/1RE) SILLÓN CON BRAZO		(2S) LOVESEAT SIN BRAZOS		(R) ESQUINERO		(S) SILLÓN SIN BRAZOS		(LS/RS) CHAISE CON BRAZO		(ST) TABURETE		(3D) SOFÁ		(2D) LOVESEAT		(1D) SILLÓN	
	cm	in	cm	in	cm	in	cm	in	cm	in	cm	in	cm	in	cm	in	cm	in	cm	in
<b>A</b>	202	80	113	45	180	71	105	42	90	36	112	45	105	42	224	89	184	73	134	53
<b>B</b>	105	42	105	42	105	42	105	42	105	42	180	71	105	42	105	42	105	42	105	42
<b>C</b>	85	34	85	34	85	34	85	34	85	34	85	34	53	21	85	34	85	34	85	34

# KEYSTONE

MX2750



(3D) SOFÁ

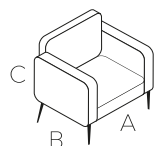
	cm	in
<b>A</b>	232	92
<b>B</b>	101	40
<b>C</b>	75	30

(2D) LOVESEAT

	cm	in
<b>A</b>	182	72
<b>B</b>	101	40
<b>C</b>	75	30

# KEYSTONE

MX2750



(3D) SOFA

cm in

**A** 232 92

**B** 101 40

**C** 75 30

(2D) LOVESEAT

cm in

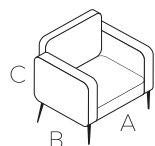
182 72

101 40

75 30

# KEYSTONE

MX2750



(3D) SOFA

cm in

**A** 232 92

**B** 101 40

**C** 75 30

(2D) LOVESEAT

cm in

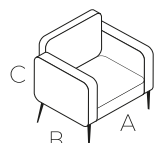
182 72

101 40

75 30

# SKITTLES

MX2780



(2LE/2RE) LOVESEAT  
CON BRAZO

	cm	in
<b>A</b>	188	75
<b>B</b>	112	45
<b>C</b>	93	37

(S) SILLON SIN BRAZOS

	cm	in
	75	30
	112	45
	93	37

(ST) TABURETE

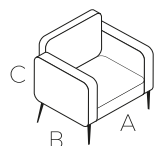
	cm	in
	75	30
	112	45
	48	19

(TBL) MESA

	cm	in
	46	19
	112	45
	63	25

ZURI

MX2820



(2LE/2RE) LOVESEAT  
CON BRAZO

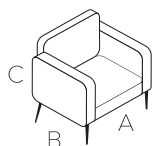
	cm	in
<b>A</b>	200	79
<b>B</b>	97	39
<b>C</b>	74	30

(LS/RS) CHAISE CON BRAZO

	cm	in
	114	45
	180	71
	74	30

YUKON

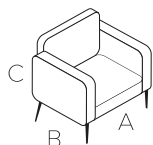
MX2850





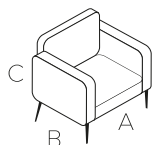
YUKON

MX2850



# SAVION

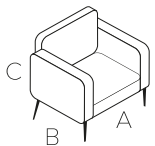
MX2870



	(R) ESQUINERO		(S) SILLON SIN BRAZOS		(ST) TABURETE	
	cm	in	cm	in	cm	in
<b>A</b>	96	38	81	32	82	33
<b>B</b>	96	38	96	38	96	38
<b>C</b>	94	38	94	38	46	19

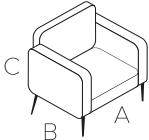
TRISTAN

MX2890



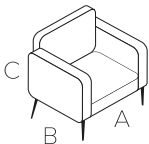
ASHER

MX2920



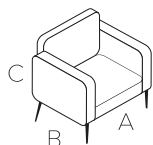
ASHER

MX2920



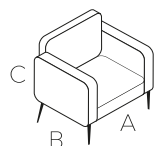
WINDSOR

MX2930



# RANDALL

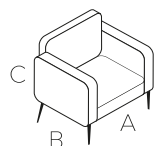
MX2940



	3D SOFÁ		(SC) SOFÁ CAMA	
	cm	in	cm	in
<b>A</b>	206	82	206	82
<b>B</b>	95	38	95	38
<b>C</b>	93	37	93	37

# RANDALL

MX2940

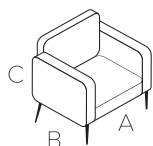


3D SOFÁ			(SC) SOFÁ CAMA		
	cm	in	cm	in	
<b>A</b>	206	82	206	82	
<b>B</b>	95	38	95	38	
<b>C</b>	93	37	93	37	



# RANDALL

MX2940



3D SOFÁ

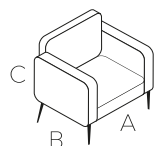
	cm	in
<b>A</b>	206	82
<b>B</b>	95	38
<b>C</b>	93	37

(SC) SOFÁ CAMA

	cm	in
	206	82
	95	38
	93	37

# CANOPY

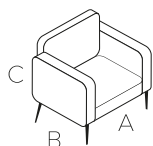
# MX2950



	(1L/1RE) SILLÓN CON BRAZO		(R) ESQUINERO		(S) SILLÓN SIN BRAZOS		(ST) TABURETE	
	cm	in	cm	in	cm	in	cm	in
<b>A</b>	97	39	101	40	77	31	77	31
<b>B</b>	101	40	101	40	101	40	77	31
<b>C</b>	92	37	92	37	92	37	50	20

# CANOPY

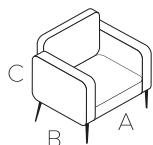
# MX2950



	(1L/1R) SILLÓN CON BRAZO		(R) ESQUINERO		(S) SILLÓN SIN BRAZOS		(ST) TABURETE	
	cm	in	cm	in	cm	in	cm	in
<b>A</b>	97	39	101	40	77	31	77	31
<b>B</b>	101	40	101	40	101	40	77	31
<b>C</b>	92	37	92	37	92	37	50	20

# CANOPY

MX2950



(1LE/1RE) SILLÓN  
CON BRAZO

	cm	in
<b>A</b>	97	39
<b>B</b>	101	40
<b>C</b>	92	37

(R) ESQUINERO

cm	in
101	40
101	40
92	37

(S) SILLON SIN BRAZOS

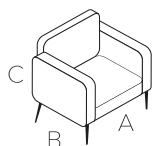
cm	in
77	31
101	40
92	37

(ST) TABURETE

cm	in
77	31
77	31
50	20

# CANOPY

MX2950



(1LE/1RE) SILLÓN  
CON BRAZO

	cm	in
<b>A</b>	97	39
<b>B</b>	101	40
<b>C</b>	92	37

(R) ESQUINERO

	cm	in
	101	40
	101	40
	92	37

(S) SILLON SIN BRAZOS

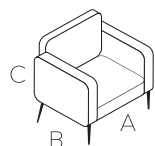
	cm	in
	77	31
	101	40
	92	37

(ST) TABURETE

	cm	in
	77	31
	77	31
	50	20

# CANOPY

MX2951



(1LE/1RE) SILLÓN  
CON BRAZO

	cm	in
<b>A</b>	97	39
<b>B</b>	101	40
<b>C</b>	92	37

(R) ESQUINERO

	cm	in
	101	40
	101	40
	92	37

(S) SILLON SIN BRAZOS

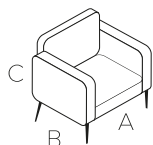
	cm	in
	77	31
	101	40
	92	37

(ST) TABURETE

	cm	in
	77	31
	77	31
	50	20

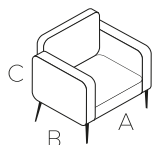
SORRENTO

MX3020



TAMPA

MX3040

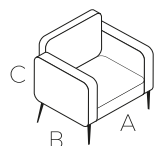




MORROW

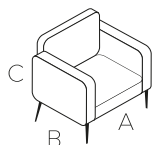
---

MX3050



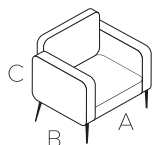
MONTREAL

MX3070



# NORWOOD

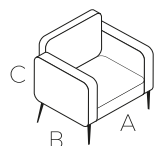
MX3090



	(1L/1RE) SILLÓN CON BRAZO		(R) ESQUINERO		(S) SILLÓN SIN BRAZOS		(ST) TABURETE	
	cm	in	cm	in	cm	in	cm	in
<b>A</b>	117	47	111	44	87	35	87	35
<b>B</b>	111	44	111	44	111	44	87	35
<b>C</b>	96	38	96	38	96	38	52	21

# NORWOOD

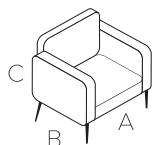
MX3090



	(1LE/1RE) SILLÓN CON BRAZO		(R) ESQUINERO		(S) SILLÓN SIN BRAZOS		(ST) TABURETE	
	cm	in	cm	in	cm	in	cm	in
<b>A</b>	117	47	111	44	87	35	87	35
<b>B</b>	111	44	111	44	111	44	87	35
<b>C</b>	96	38	96	38	96	38	52	21

# NORWOOD

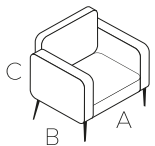
MX3090



	(1LE/1RE) SILLÓN CON BRAZO		(R) ESQUINERO		(S) SILLÓN SIN BRAZOS		(ST) TABURETE	
	cm	in	cm	in	cm	in	cm	in
<b>A</b>	117	47	111	44	87	35	87	35
<b>B</b>	111	44	111	44	111	44	87	35
<b>C</b>	96	38	96	38	96	38	52	21

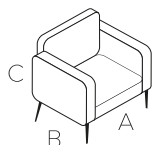
LONDON

MX3130



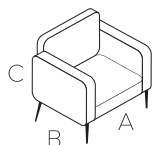
# COPENHAGEN

MX3140



SPENCER

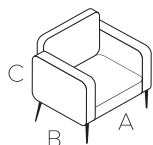
MX3150





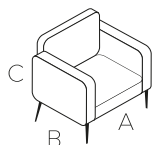
LUZIO

MX3160



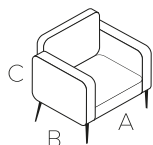
LUZIO

MX3160

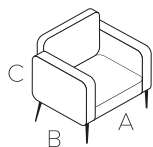


LUZIO

MX3160

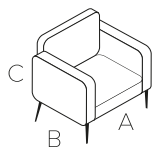


MX3210



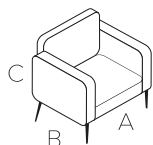
TORY

MX3220

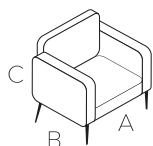


TORY

MX3220

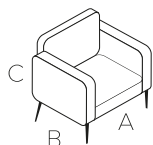


MX3250



NUVOLA

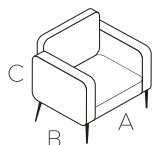
MX3290





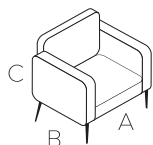
ANDERS

MX3340



# ACCENT CHAIRS



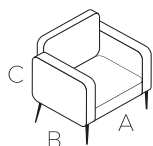


(1D) SILLÓN

	cm	in
<b>A</b>	70	28
<b>B</b>	82	33
<b>C</b>	85	34

VAIL

CM150

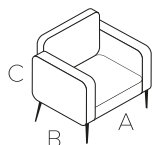


(ID) SILLÓN

	cm	in
<b>A</b>	74	30
<b>B</b>	79	32
<b>C</b>	101	40

VAIL

CM150



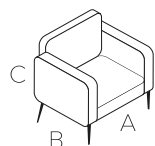
(ID) SILLÓN

	cm	in
<b>A</b>	74	30
<b>B</b>	79	32
<b>C</b>	101	40

WEST

CM160

swivel



(ID) SILLÓN

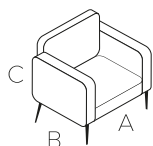
	cm	in
A	93	37
B	90	36
C	95	38

(SW) SILLÓN GIRATORIO

	cm	in
A	93	37
B	90	36
C	98	39

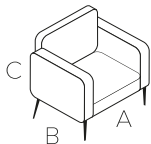
# SMILE

CM180



(1D) SILLÓN

	cm	in
<b>A</b>	80	32
<b>B</b>	82	33
<b>C</b>	82	33

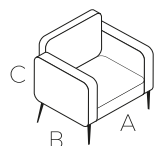


(1D) SILLÓN			(5T) TABURETE		
	cm	in	cm	in	
<b>A</b>	102	41	84	34	
<b>B</b>	85	34	54	22	
<b>C</b>	100	40	43	17	



# CIRCLE

CM210



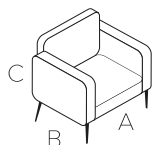
(1D) SILLÓN

	cm	in
<b>A</b>	110	44
<b>B</b>	110	44
<b>C</b>	35	14

LOLA

CM230

swivel



(ID) SILLÓN

	cm	in
<b>A</b>	87	35
<b>B</b>	92	37
<b>C</b>	98	39

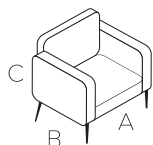
(SW) SILLÓN GIRATORIO

	cm	in
<b>A</b>	87	35
<b>B</b>	92	37
<b>C</b>	100	40

ALEX

CM240

swivel

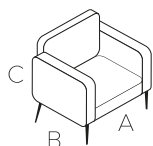


	(ID) SILLÓN		(SW) SILLÓN GIRATORIO	
	cm	in	cm	in
<b>A</b>	82	33	82	33
<b>B</b>	78	31	78	31
<b>C</b>	96	38	95	38

VIVA

CM250

swivel

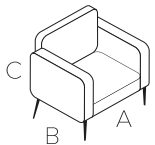


(SW) SILLÓN GIRATORIO

	cm	in
A	76	30
B	78	31
C	76	30

BARY

CM270



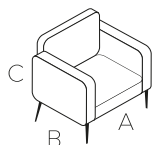
(ST) TABURETE

	cm	in
<b>A</b>	114	45
<b>B</b>	114	45
<b>C</b>	40	16

# SIENA

CM290

swivel



(SW) SILLÓN GIRATORIO

	cm	in
<b>A</b>	74	30
<b>B</b>	87	35
<b>C</b>	92	37

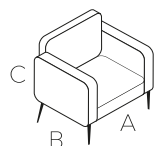
# TURIN

CM300



CM301

swivel



(1D) SILLÓN

	cm	in
<b>A</b>	78	31
<b>B</b>	80	32
<b>C</b>	90	36

(SW) SILLÓN GIRATORIO

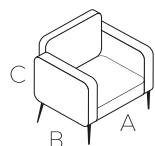
	cm	in
<b>A</b>	78	31
<b>B</b>	80	32
<b>C</b>	90	36

(SW) SILLÓN GIRATORIO

	cm	in
<b>A</b>	78	31
<b>B</b>	80	32
<b>C</b>	90	36

# FLORENCE

CM310



(1D) SILLÓN

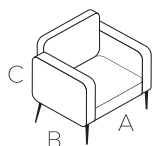
cm in

<b>A</b>	74	30
<b>B</b>	85	34
<b>C</b>	104	41



PARIS

CM320

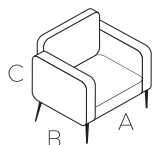


(1D) SILLÓN

	cm	in
<b>A</b>	78	31
<b>B</b>	85	34
<b>C</b>	106	42

PARIS

CM320

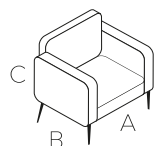


(1D) SILLÓN

	cm	in
<b>A</b>	78	31
<b>B</b>	85	34
<b>C</b>	106	42

# PALERMO

CM330



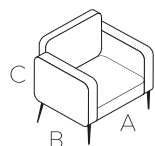
(1D) SILLÓN

cm in

<b>A</b>	85	34
<b>B</b>	90	36
<b>C</b>	84	34

# PALERMO

CM330



(1D) SILLÓN

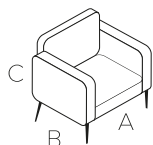
cm in

<b>A</b>	85	34
<b>B</b>	90	36
<b>C</b>	84	34

# PALERMO

CM330

swivel

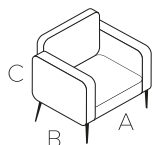


(SW) SILLÓN GIRATORIO

	cm	in
<b>A</b>	85	34
<b>B</b>	90	36
<b>C</b>	82	33

# MALIBU

CM350

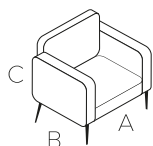


(ID) SILLÓN

	cm	in
<b>A</b>	77	31
<b>B</b>	78	31
<b>C</b>	88	35

# KETCHUM

CM360



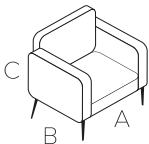
(1D) SILLÓN

cm in

<b>A</b>	75	30
<b>B</b>	86	34
<b>C</b>	93	37

# PHOENIX

CM380

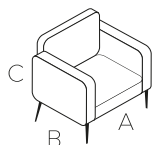


(1D) SILLÓN		
	cm	in
<b>A</b>	80	32
<b>B</b>	88	35
<b>C</b>	90	36



# WASHINGTON

CM390

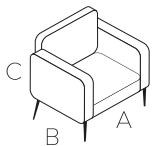


(1D) SILLÓN

	cm	in
A	76	30
B	83	33
C	85	34

# KNOXVILLE

CM420



(2D) LOVESEAT

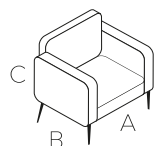
	cm	in
<b>A</b>	133	53
<b>B</b>	82	33
<b>C</b>	80	32

(1D) SILLÓN

	cm	in
<b>A</b>	73	29
<b>B</b>	82	33
<b>C</b>	80	32

# KNOXVILLE

CM420



(2D) LOVESEAT

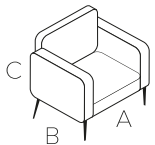
	cm	in
<b>A</b>	133	53
<b>B</b>	82	33
<b>C</b>	80	32

(1D) SILLÓN

	cm	in
<b>A</b>	73	29
<b>B</b>	82	33
<b>C</b>	80	32

# KANSAS

CM430

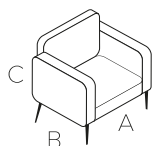


(2D) LOVESEAT

	cm	in
<b>A</b>	136	54
<b>B</b>	90	36
<b>C</b>	88	35

# KANSAS

CM430



(2D) LOVESEAT

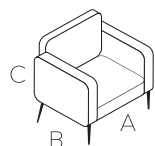
	cm	in
<b>A</b>	136	54
<b>B</b>	90	36
<b>C</b>	88	35

(1D) SILLÓN

	cm	in
<b>A</b>	76	30
<b>B</b>	90	36
<b>C</b>	88	35

MAINE

CM450



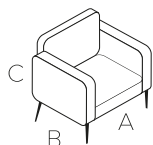
(ST) TABURETE

cm in

<b>A</b>	44	18
<b>B</b>	44	18
<b>C</b>	50	20

VERONA

CM460



(1D) SILLÓN

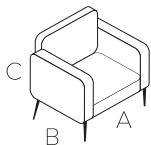
	cm	in
<b>A</b>	80	32
<b>B</b>	82	33
<b>C</b>	72	29

TAOS

CM470



swivel

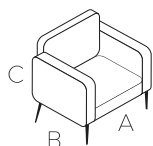


	(ID) SILLÓN		(SW) SILLÓN GIRATORIO	
	cm	in	cm	in
<b>A</b>	77	31	77	31
<b>B</b>	84	34	84	34
<b>C</b>	89	36	89	36



# TAHOE

CM480



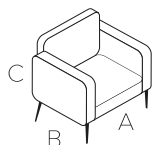
(1D) SILLÓN

cm in

<b>A</b>	80	32
<b>B</b>	77	31
<b>C</b>	82	33

# SEATTLE

CM490

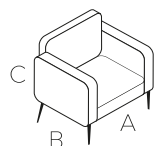


(1D) SILLÓN

	cm	in
<b>A</b>	73	29
<b>B</b>	70	28
<b>C</b>	78	31

# CHICAGO

CM510

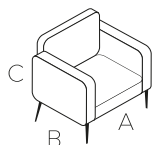


(1D) SILLÓN

	cm	in
<b>A</b>	76	30
<b>B</b>	76	30
<b>C</b>	85	34

# BUFFALO

CM520

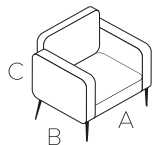


(1D) SILLÓN

	cm	in
<b>A</b>	78	31
<b>B</b>	84	34
<b>C</b>	107	43

# MARFA

CM530



(1D) SILLÓN

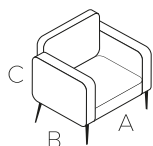
cm in

<b>A</b>	73	29
<b>B</b>	70	28
<b>C</b>	78	31

# MONTANA

# CM630

\* Modelo con tachuela



(1D) SILLÓN

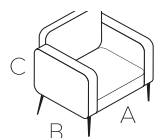
cm in

<b>A</b>	81	32
<b>B</b>	95	38
<b>C</b>	118	47

# MONTANA

CM631

\* Modelo sin tachuela

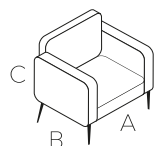


(1D) SILLÓN

	cm	in
<b>A</b>	81	32
<b>B</b>	95	38
<b>C</b>	118	47

VENICE

CM640



(ST) TABURETE

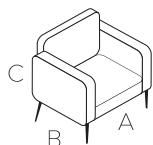
	cm	in
<b>A</b>	97	39
<b>B</b>	97	39
<b>C</b>	50	20



# MARSHALL

CM680

swivel



(SW) SILLÓN GIRATORIO

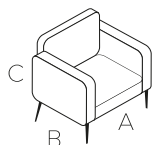
cm in

<b>A</b>	85	34
<b>B</b>	88	35
<b>C</b>	83	33

# HOUSTON

CM690

swivel



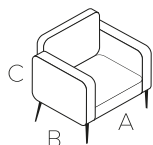
(SW) SILLÓN GIRATORIO

cm in

<b>A</b>	75	30
<b>B</b>	84	34
<b>C</b>	91	36

# HARRIS

CM700



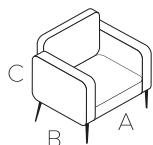
(IDR) SILLÓN RECLINABLE

	cm	in
A	82	33
B	84	34
C	107	43

# MORGAN

CM710

swivel



(SW) SILLÓN GIRATORIO

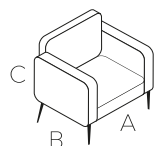
cm in

<b>A</b>	85	34
<b>B</b>	82	33
<b>C</b>	86	34

# SHELBY

CM711

swivel



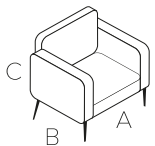
(SW) SILLÓN GIRATORIO

cm in

<b>A</b>	85	34
<b>B</b>	82	33
<b>C</b>	86	34

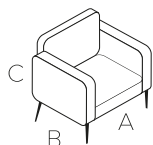
HARPER

CM780



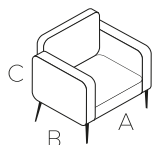
OXFORD

CM820



OXFORD

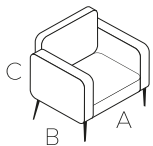
CM820





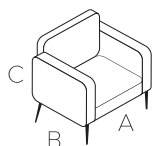
LIAM

CM830



LUNA

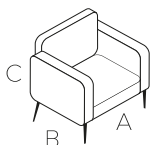
CM840



LUNA

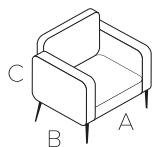


CM840



EMMA

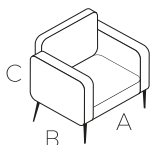
CM870



MAX



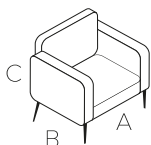
LSG400



OLLIE

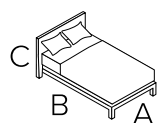


LSG500



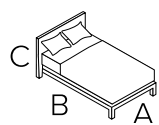
**BEDS**





	(KB) KING SIZE		(QB) QUEEN SIZE		(DB) MATRIMONIAL	
	cm	in	cm	in	cm	in
<b>A</b>	247	98	220	87	193	76
<b>B</b>	239	95	239	95	239	95
<b>C</b>	125	50	125	50	125	50

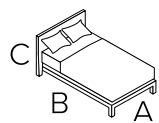




	(KB) KING SIZE		(QB) QUEEN SIZE		(DB) MATRIMONIAL	
	cm	in	cm	in	cm	in
<b>A</b>	234	93	184	73	169	67
<b>B</b>	233	92	233	92	233	92
<b>C</b>	104	41	104	41	104	41

# CANNES

550



	(KB) KING SIZE		(QB) QUEEN SIZE		(DB) MATRIMONIAL	
	cm	in	cm	in	cm	in
<b>A</b>	260	103	210	83	195	77
<b>B</b>	218	86	218	86	218	86
<b>C</b>	103	41	103	41	103	41



MIIRZA



[www.miirza.com](http://www.miirza.com)

[in](#) [f](#) [@](#)