

 M I R Z A

2024 **COLLECTION**

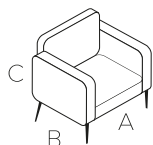


**SOFAS  
SECTIONALS  
& MODULARS**

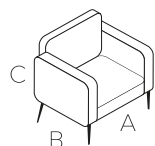


# SIMONE

MX2011

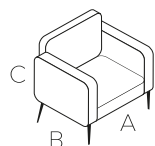


	(3D) SOFÁ		(2D) LOVESEAT		(1D) SILLÓN	
	cm	in	cm	in	cm	in
A	223	88	168	67	105	42
B	96	38	96	38	96	38
C	78	31	78	31	78	31



(3D) SOFÁ		(2D) LOVESEAT		(1D) SILLÓN	
cm	in	cm	in	cm	in
<b>A</b> 229	91	188	75	137	54
<b>B</b> 95	38	95	38	95	38
<b>C</b> 86	34	86	34	86	34



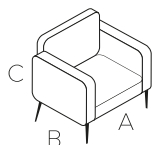


	(3D) SOFÁ		(2D) LOVESEAT		(1D) SILLÓN	
	cm	in	cm	in	cm	in
<b>A</b>	229	91	188	75	137	54
<b>B</b>	95	38	95	38	95	38
<b>C</b>	86	34	86	34	86	34

# BROADWAY

MX2030

\* Pillows and accesories sold separately.  
Accesorios y cojines se venden por separado



(2LE/2RE) LOVESEAT  
CON BRAZO

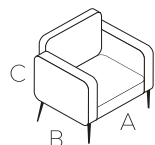
	cm	in
<b>A</b>	182	72
<b>B</b>	94	38
<b>C</b>	88	35

(LS/RS) CHAISE  
CON BRAZO

	cm	in
	102	41
	154	61
	88	35

# BROADWAY

MX2030



(2LE/2RE) LOVESEAT  
CON BRAZO

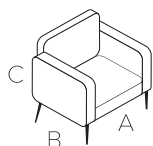
	cm	in
<b>A</b>	182	72
<b>B</b>	94	38
<b>C</b>	88	35

(LS/RS) CHAISE  
CON BRAZO

	cm	in
	102	41
	154	61
	88	35

# JULIA

MX2110

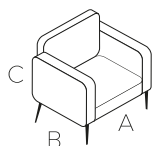


(2LE/2RE) LOVESEAT CON BRAZO		(R1) ESQUINERO DIAMANTE		(2S) LOVESEAT SIN BRAZOS		(LS/RS) CHAISE CON BRAZO		(ST) TABURETE		(ST1) TABURETE		
cm	in	cm	in	cm	in	cm	in	cm	in	cm	in	
<b>A</b>	179	71	158	63	144	57	145	58	116	46	108	43
<b>B</b>	116	46	158	63	116	46	160	63	108	43	73	29
<b>C</b>	68	27	68	27	68	27	68	27	43	17	43	17

# JULIA

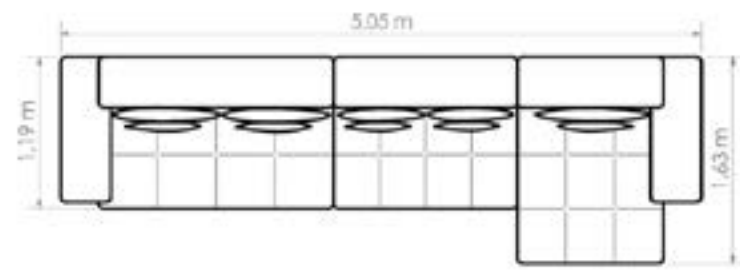
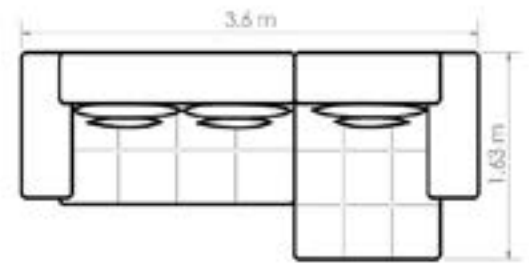
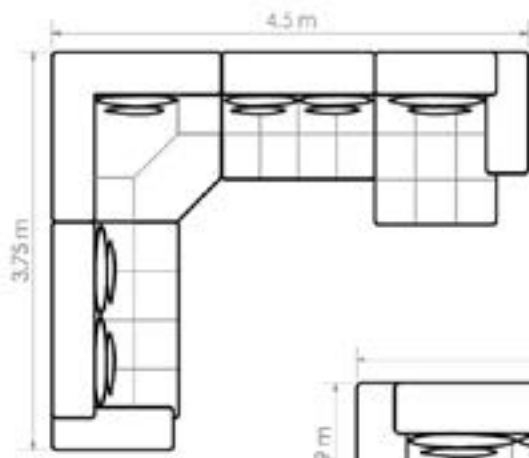
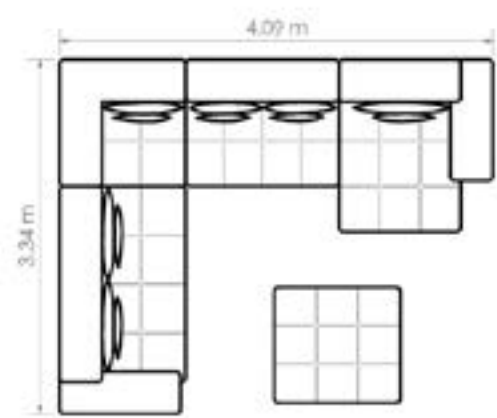
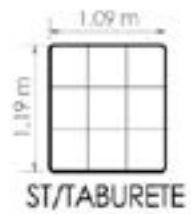
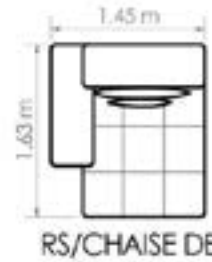
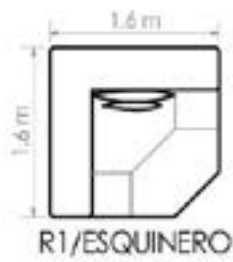
# MX2110

\* Pillows and accessories sold separately.  
Accesorios y cojines se venden por separado



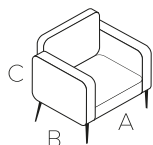
(2LE/2RE) LOVESEAT CON BRAZO		(R1) ESQUINERO DIAMANTE		(2S) LOVESEAT SIN BRAZOS		(LS/RS) CHAISE CON BRAZO		(ST) TABURETE		(ST1) TABURETE		
cm	in	cm	in	cm	in	cm	in	cm	in	cm	in	
<b>A</b>	179	71	158	63	144	57	145	58	116	46	108	43
<b>B</b>	116	46	158	63	116	46	160	63	108	43	73	29
<b>C</b>	68	27	68	27	68	27	68	27	43	17	43	17



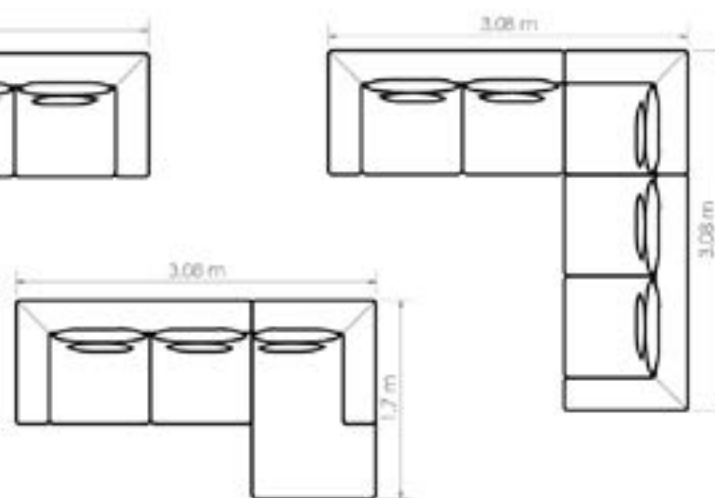
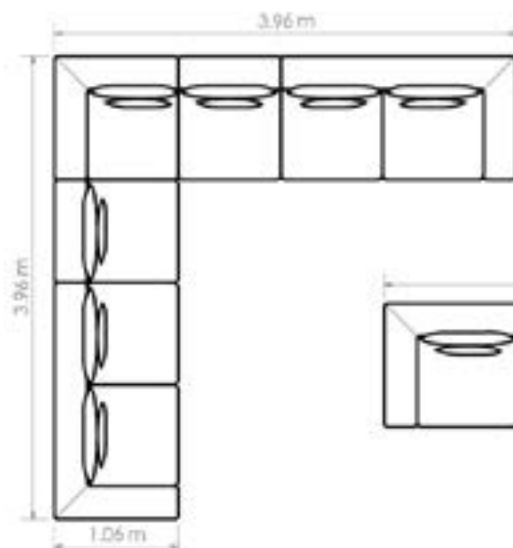
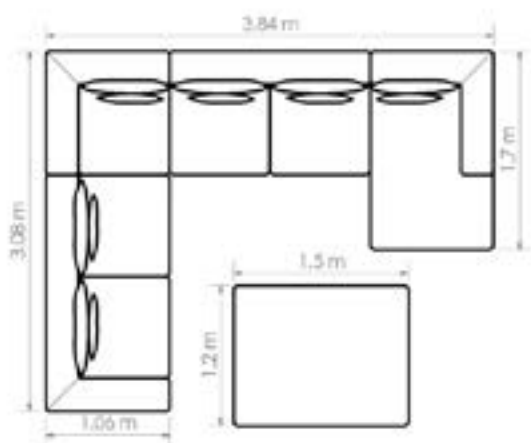
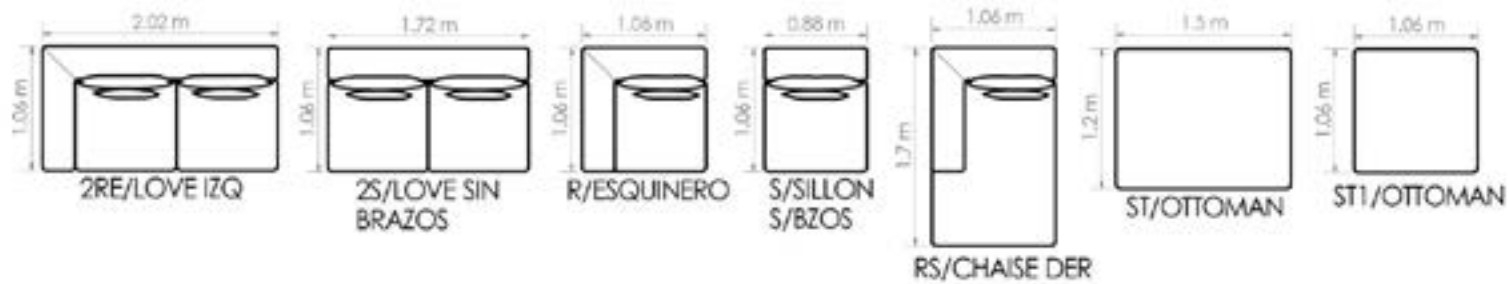


# FREEMAN

MX2130

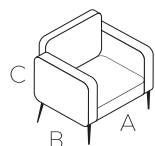


	(2LE/2RE) LOVESEAT CON BRAZO		(1LE/1RE) SILLÓN CON BRAZO		(2S) LOVESEAT SIN BRAZOS		(R) ESQUINERO		(S) SILLÓN SIN BRAZOS		(LS/RS) CHAISE CON BRAZO		(ST) TABURETE		(ST1) TABURETE	
	cm	in	cm	in	cm	in	cm	in	cm	in	cm	in	cm	in	cm	in
<b>A</b>	198	78	112	45	172	68	106	42	87	35	106	42	151	60	107	43
<b>B</b>	106	42	106	42	106	42	106	42	106	42	170	67	107	43	107	43
<b>C</b>	80	32	80	32	80	32	80	32	80	32	80	32	42	17	42	17



# COLORADO

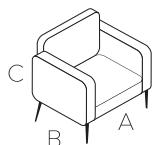
MX2140



	(3D) SOFÁ		(2D) LOVESEAT		(1D) SILLÓN	
	cm	in	cm	in	cm	in
A	229	91	179	71	103	41
B	100	40	100	40	100	40
C	81	32	81	32	81	32

# COLORADO

MX2140



## (3D) SOFÁ

	cm	in
<b>A</b>	229	91
<b>B</b>	100	40
<b>C</b>	81	32

## (2D) LOVESEAT

	cm	in
	179	71
	100	40
	81	32

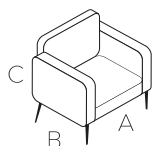
## (1D) SILLÓN

	cm	in
	103	41
	100	40
	81	32



# ROMA

MX2230



	(2LE/2RE) LOVESEAT CON BRAZO		(R) ESQUINERO		(2S) LOVESEAT SIN BRAZOS		(LS/RS) CHAISE CON BRAZO		(ST) TABURETE		(ST1) TABURETE	
	cm	in	cm	in	cm	in	cm	in	cm	in	cm	in
<b>A</b>	198	78	106	42	172	68	106	42	151	60	107	43
<b>B</b>	106	42	106	42	106	42	170	67	107	43	107	43
<b>C</b>	80	32	80	32	80	32	80	32	42	17	42	17



	(2LE/2RE) LOVESEAT CON BRAZO		(2S) LOVESEAT SIN BRAZOS		(R) ESQUINERO		(S) SILLÓN SIN BRAZOS		(LS/RS) CHAISE CON BRAZO		(ST) TABURETE		(3D) SOFÁ		(2D) LOVESEAT		(1D) SILLÓN	
	cm	in	cm	in	cm	in	cm	in	cm	in	cm	in	cm	in	cm	in	cm	in
<b>A</b>	188	75	154	61	100	40	77	31	98	39	154	61	247	98	195	77	145	57
<b>B</b>	100	40	100	40	100	40	100	40	178	71	76	30	100	40	100	40	100	39
<b>C</b>	87	35	74	30	74	30	74	30	87	35	44	18	87	35	87	35	87	34

# ITALIA

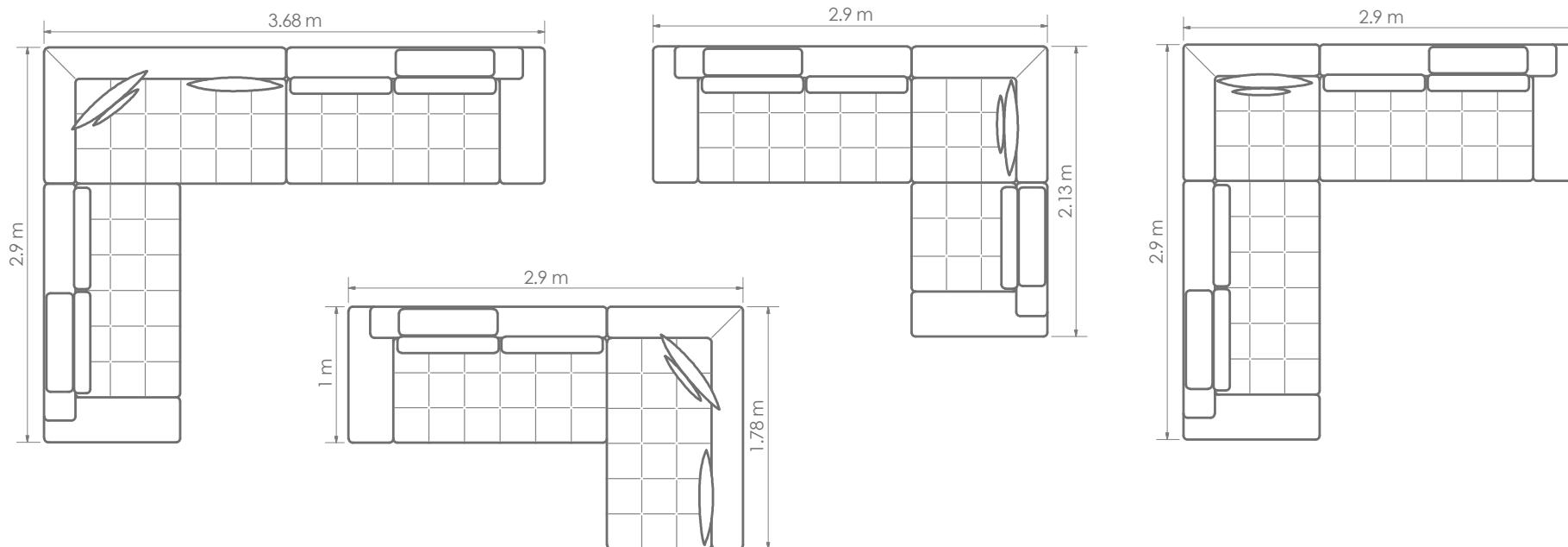
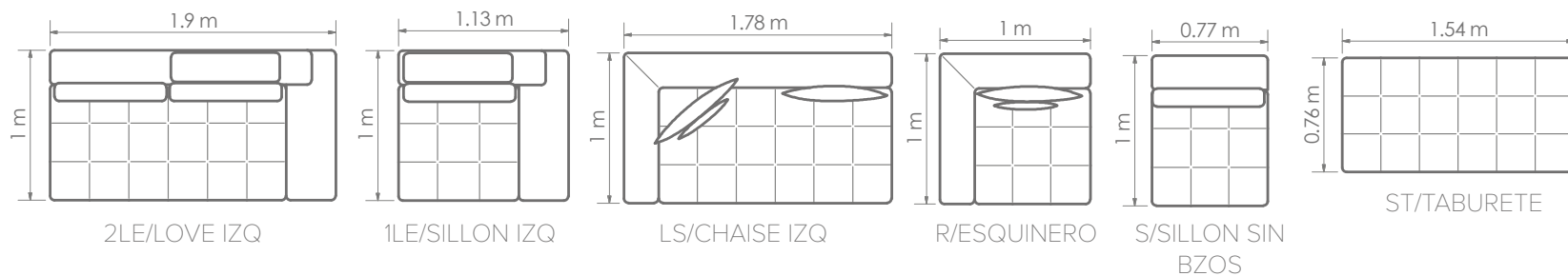
# MX2260



	(2LE/2RE) LOVESEAT CON BRAZO		(2S) LOVESEAT SIN BRAZOS		(R) ESQUINERO		(S) SILLÓN SIN BRAZOS		(LS/RS) CHAISE CON BRAZO		(ST) TABURETE		(3D) SOFÁ		(2D) LOVESEAT		(1D) SILLÓN	
	cm	in	cm	in	cm	in	cm	in	cm	in	cm	in	cm	in	cm	in	cm	in
<b>A</b>	188	75	154	61	100	40	77	31	98	39	154	61	247	98	195	77	145	57
<b>B</b>	100	40	100	40	100	40	100	40	178	71	76	30	100	40	100	40	100	39
<b>C</b>	87	35	74	30	74	30	74	30	87	35	44	18	87	35	87	35	87	34



	(2LE/2RE) LOVESEAT CON BRAZO		(2S) LOVESEAT SIN BRAZOS		(R) ESQUINERO		(S) SILLÓN SIN BRAZOS		(LS/RS) CHAISE CON BRAZO		(ST) TABURETE		(3D) SOFÁ		(2D) LOVESEAT		(1D) SILLÓN	
	cm	in	cm	in	cm	in	cm	in	cm	in	cm	in	cm	in	cm	in	cm	in
<b>A</b>	188	75	154	61	100	40	77	31	98	39	154	61	247	98	195	77	145	57
<b>B</b>	100	40	100	40	100	40	100	40	178	71	76	30	100	40	100	40	100	39
<b>C</b>	87	35	74	30	74	30	74	30	87	35	44	18	87	35	87	35	87	34



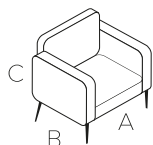






# MONACO

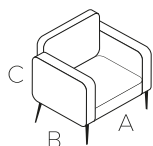
MX2321



	(2LE/2RE) LOVESEAT CON BRAZO		(1LE/1RE) SILLÓN CON BRAZO		(2S) LOVESEAT SIN BRAZOS		(R) ESQUINERO		(S) SILLÓN SIN BRAZOS		(LS/RS) CHAISE CON BRAZO		(ST) TABURETE		(ST) TABURETE	
	cm	in	cm	in	cm	in	cm	in	cm	in	cm	in	cm	in	cm	in
<b>A</b>	199	79	113	45	172	68	106	42	87	35	105	42	151	42	106	42
<b>B</b>	106	42	106	42	106	42	106	42	106	42	170	67	106	42	106	42
<b>C</b>	83	33	83	33	83	33	83	33	83	33	83	33	40	16	40	16

# MONACO

MX2321

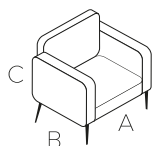


	(2LE/2RE) LOVESEAT CON BRAZO		(1LE/1RE) SILLÓN CON BRAZO		(2S) LOVESEAT SIN BRAZOS		(R) ESQUINERO		(S) SILLÓN SIN BRAZOS		(LS/RS) CHAISE CON BRAZO		(ST) TABURETE		(ST) TABURETE	
	cm	in	cm	in	cm	in	cm	in	cm	in	cm	in	cm	in	cm	in
<b>A</b>	199	79	113	45	172	68	106	42	87	35	105	42	151	42	106	42
<b>B</b>	106	42	106	42	106	42	106	42	106	42	170	67	106	42	106	42
<b>C</b>	83	33	83	33	83	33	83	33	83	33	83	33	40	16	40	16

# DENVER

# MX2350

\* Pillows and accesories sold separately.  
Accesorios y cojines se venden por separado



(2LE/2RE) LOVESEAT CON BRAZO

	cm	in
<b>A</b>	172	68
<b>B</b>	100	40
<b>C</b>	90	36

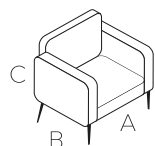
(LS/RS) CHAISE CON BRAZO

	cm	in
<b>A</b>	99	39
<b>B</b>	168	67
<b>C</b>	90	36



# ASPEN

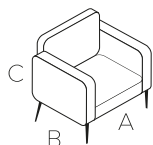
MX2420



	(2LE/2RE) LOVESEAT CON BRAZO		(LS/RS) CHAISE CON BRAZO	
	cm	in	cm	in
<b>A</b>	136	54	90	36
<b>B</b>	97	39	166	66
<b>C</b>	81	32	81	32

# PROVENZA

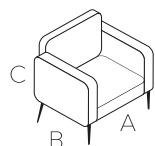
MX2490



	(2LE/2RE) LOVESEAT CON BRAZO		(LS/RS) CHAISE CON BRAZO		(R) ESQUINERO		(S) SILLÓN SIN BRAZOS		(ST1) TABURETE	
	cm	in	cm	in	cm	in	cm	in	cm	in
<b>A</b>	180	71	100	40	104	41	104	41	104	41
<b>B</b>	104	41	180	71	104	41	104	41	104	41
<b>C</b>	93	37	93	37	93	37	93	37	44	18

# MOAB

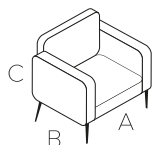
MX2510



	(3D) SOFÁ		(2D) LOVESEAT		(1D) SILLÓN		(SC) SOFÁ CAMA		(ST) TABURETE	
	cm	in	cm	in	cm	in	cm	in	cm	in
<b>A</b>	229	91	189	91	99	39	206	82	96	38
<b>B</b>	103	41	103	41	103	41	95	38	96	38
<b>C</b>	88	35	88	35	88	35	93	37	52	21

# CRIMSON

MX2530



	(3D) SOFÁ		(2D) LOVESEAT		(1D) SILLÓN	
	cm	in	cm	in	cm	in
A	223	88	163	65	108	43
B	106	42	106	42	106	42
C	95	38	95	38	95	38

# CIRRUS

# MX2560



	(2LE/2RE) LOVESEAT CON BRAZO		(1LE/1RE) SILLÓN CON BRAZO		(2S) LOVESEAT SIN BRAZOS		(R) ESQUINERO		(S) SILLÓN SIN BRAZOS		(LS/RS) CHAISE CON BRAZO		(ST) TABURETE		(3D) SOFÁ		(2D) LOVESEAT		(1D) SILLÓN	
	cm	in	cm	in	cm	in	cm	in	cm	in	cm	in	cm	in	cm	in	cm	in	cm	in
<b>A</b>	200	79	111	44	180	71	105	42	90	36	110	44	105	42	220	87	180	71	130	52
<b>B</b>	105	42	105	42	105	42	105	42	105	42	180	71	105	42	105	42	105	42	105	42
<b>C</b>	85	34	85	34	85	34	85	34	85	34	85	34	53	21	85	34	85	34	85	34

# CIRRUS

# MX2560

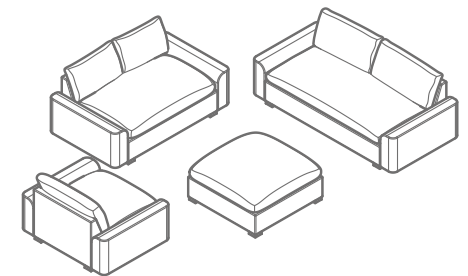
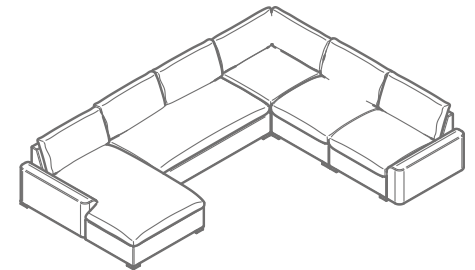
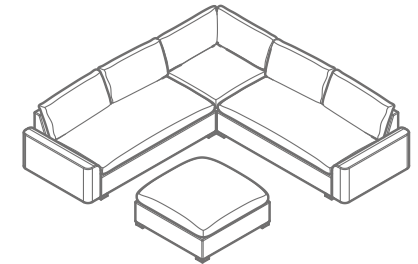
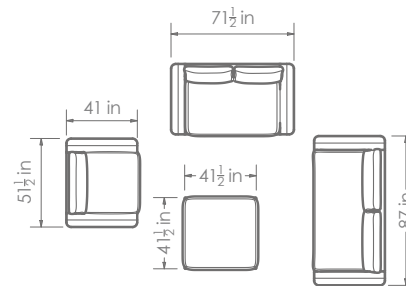
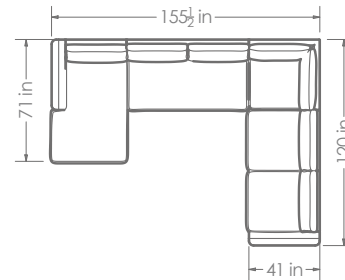
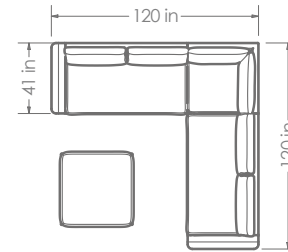
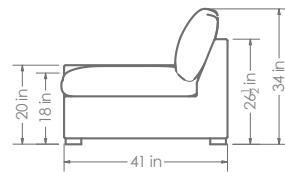
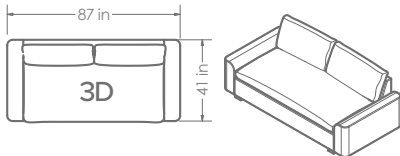
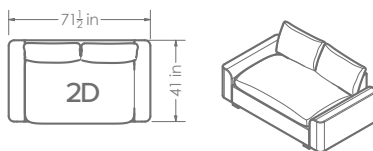
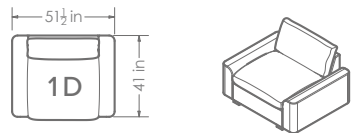
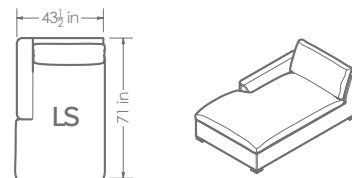
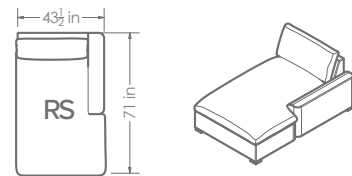
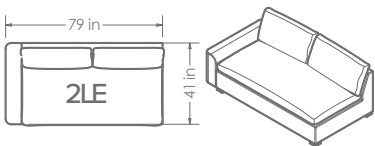
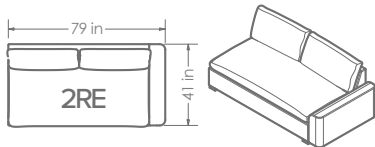
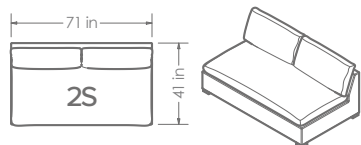
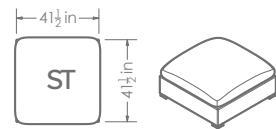
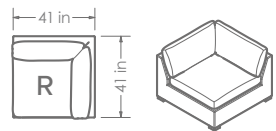
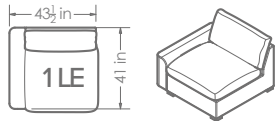
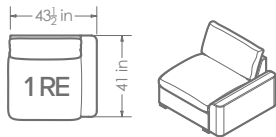
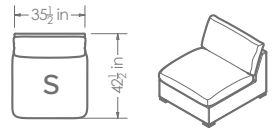


	(2LE/2RE) LOVESEAT CON BRAZO		(1LE/1RE) SILLÓN CON BRAZO		(2S) LOVESEAT SIN BRAZOS		(R) ESQUINERO		(S) SILLÓN SIN BRAZOS		(LS/RS) CHAISE CON BRAZO		(ST) TABURETE		(3D) SOFÁ		(2D) LOVESEAT		(1D) SILLÓN	
	cm	in	cm	in	cm	in	cm	in	cm	in	cm	in	cm	in	cm	in	cm	in	cm	in
<b>A</b>	200	79	111	44	180	71	105	42	90	36	110	44	105	42	220	87	180	71	130	52
<b>B</b>	105	42	105	42	105	42	105	42	105	42	180	71	105	42	105	42	105	42	105	42
<b>C</b>	85	34	85	34	85	34	85	34	85	34	85	34	53	21	85	34	85	34	85	34



# CIRRUS

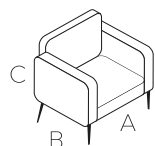
MX2560





# IOWA

# MX2570



(3D) SOFÁ

	cm	in
<b>A</b>	222	88
<b>B</b>	97	39
<b>C</b>	78	31

(2D) LOVESEAT

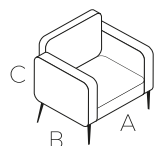
	cm	in
<b>A</b>	156	62
<b>B</b>	97	39
<b>C</b>	78	31

(1D) SILLÓN

	cm	in
<b>A</b>	92	37
<b>B</b>	97	39
<b>C</b>	78	31

# IOWA

# MX2570



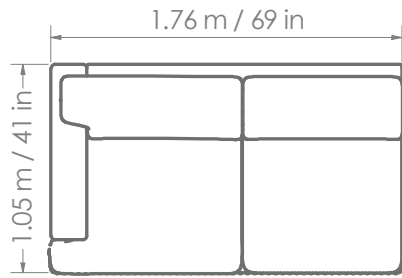
	(3D) SOFÁ		(2D) LOVESEAT		(1D) SILLÓN	
	cm	in	cm	in	cm	in
A	222	88	156	62	92	37
B	97	39	97	39	97	39
C	78	31	78	31	78	31



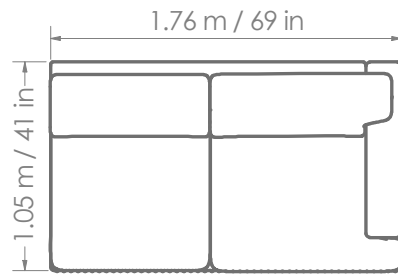


# MONTERREY

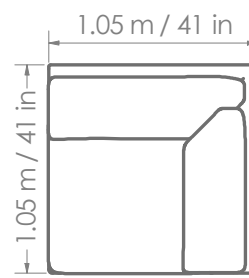
MX2590



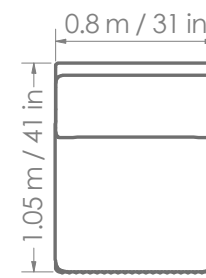
2LE/LEFT ARM  
LOVESEAT



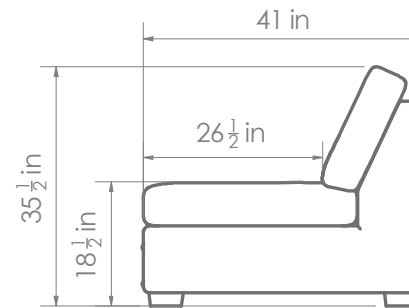
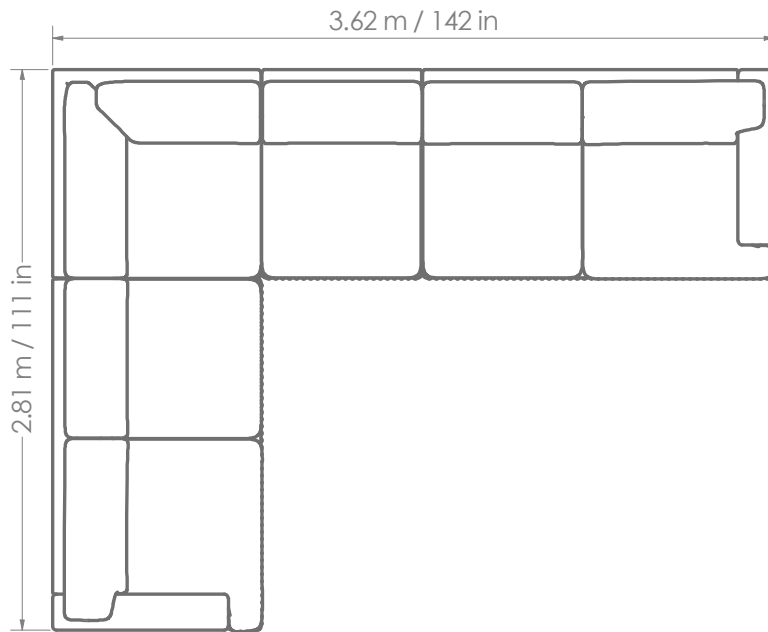
2RE/RIGHT ARM  
LOVESEAT



R/CORNER

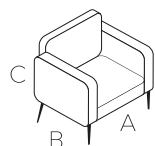


S/ARMLESS  
CHAIR



# FERRARA

MX2610



(3D) SOFÁ

	cm	in
<b>A</b>	252	100
<b>B</b>	115	46
<b>C</b>	69	28

(2D) LOVESEAT

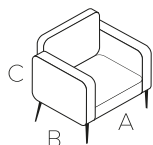
	cm	in
<b>A</b>	192	76
<b>B</b>	115	46
<b>C</b>	69	28

(1D) SILLÓN

	cm	in
<b>A</b>	128	51
<b>B</b>	115	46
<b>C</b>	69	28

FINLEY

MX2620

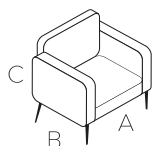


	(3D) SOFÁ		(2D) LOVESEAT		(1D) SILLÓN	
	cm	in	cm	in	cm	in
A	222	88	156	62	92	37
B	97	39	97	39	97	39
C	80	32	80	32	80	32



FINLEY

MX2620

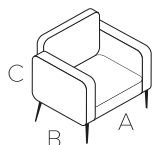


	(3D) SOFÁ		(2D) LOVESEAT		(1D) SILLÓN	
	cm	in	cm	in	cm	in
A	222	88	156	62	92	37
B	97	39	97	39	97	39
C	80	32	80	32	80	32

# DUSTIN

MX2640

swivel



(3D) SOFÁ

	cm	in
<b>A</b>	224	89
<b>B</b>	95	38
<b>C</b>	89	36

(2D) LOVESEAT

	cm	in
<b>A</b>	159	63
<b>B</b>	95	38
<b>C</b>	89	36

(1D) SILLÓN

	cm	in
<b>A</b>	94	38
<b>B</b>	95	38
<b>C</b>	89	36

(SW) SILLÓN GIRATORIO

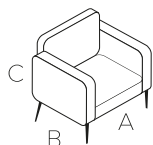
	cm	in
<b>A</b>	94	38
<b>B</b>	95	38
<b>C</b>	89	36

(SC) SOFÁ CAMA

	cm	in
<b>A</b>	206	82
<b>B</b>	95	38
<b>C</b>	93	37

# DUSTIN

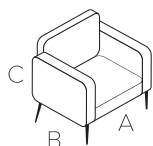
MX2640



	(3D) SOFÁ		(2D) LOVESEAT		(1D) SILLÓN		(SW) SILLÓN GIRATORIO		(SC) SOFÁ CAMA	
	cm	in	cm	in	cm	in	cm	in	cm	in
<b>A</b>	224	89	159	63	94	38	94	38	206	82
<b>B</b>	95	38	95	38	95	38	95	38	95	38
<b>C</b>	89	36	89	36	89	36	89	36	93	37

# DUSTIN

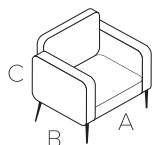
MX2640



	(3D) SOFÁ		(2D) LOVESEAT		(1D) SILLÓN		(SW) SILLÓN GIRATORIO		(SC) SOFÁ CAMA	
	cm	in	cm	in	cm	in	cm	in	cm	in
A	224	89	159	63	94	38	94	38	206	82
B	95	38	95	38	95	38	95	38	95	38
C	89	36	89	36	89	36	89	36	93	37

# STRATUS

MX2680

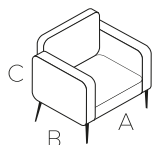


	(1L/1R) SILLÓN CON BRAZO		(R) ESQUINERO		(S) SILLÓN SIN BRAZOS		(ST) TABURETE	
	cm	in	cm	in	cm	in	cm	in
<b>A</b>	111	44	105	42	90	36	105	42
<b>B</b>	105	42	105	42	105	42	105	42
<b>C</b>	85	34	85	34	85	34	53	21



# STRATUS

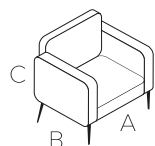
MX2680



	(1L/1RE) SILLÓN CON BRAZO		(R) ESQUINERO		(S) SILLÓN SIN BRAZOS		(ST) TABURETE	
	cm	in	cm	in	cm	in	cm	in
<b>A</b>	111	44	105	42	90	36	105	42
<b>B</b>	105	42	105	42	105	42	105	42
<b>C</b>	85	34	85	34	85	34	53	21

# STRATUS

MX2680

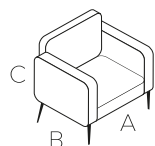


	(1L/1RE) SILLÓN CON BRAZO		(R) ESQUINERO		(S) SILLÓN SIN BRAZOS		(ST) TABURETE	
	cm	in	cm	in	cm	in	cm	in
<b>A</b>	111	44	105	42	90	36	105	42
<b>B</b>	105	42	105	42	105	42	105	42
<b>C</b>	85	34	85	34	85	34	53	21

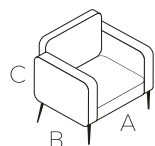


# KENDALL

MX2690



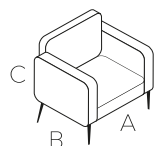
	(3D) SOFÁ		(2D) LOVESEAT		(1D) SILLÓN	
	cm	in	cm	in	cm	in
<b>A</b>	238	94	168	67	98	39
<b>B</b>	100	40	100	40	100	40
<b>C</b>	83	33	83	33	83	33



	(3D) SOFÁ		(2D) LOVESEAT		(1D) SILLÓN	
	cm	in	cm	in	cm	in
<b>A</b>	232	92	182	72	106	42
<b>B</b>	101	40	101	40	101	40
<b>C</b>	75	30	75	30	75	30

# KEYSTONE

MX2750



(3D) SOFÁ

cm in

<b>A</b>	232	92
<b>B</b>	101	40
<b>C</b>	75	30

(2D) LOVESEAT

cm in

	182	72
	101	40
	75	30

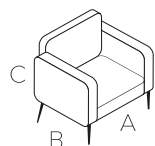
(1D) SILLÓN

cm in

	106	42
	101	40
	75	30

# YUKON

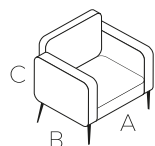
# MX2850



	(SC) SOFÁ CAMA		(2LE / 2RE) LOVESEAT CON BRAZO		(LS / RS) CHAISE CON BRAZO	
	cm	in	cm	in	cm	in
<b>A</b>	202	80	170	67	91	36
<b>B</b>	93	37	93	37	62	25
<b>C</b>	87	35	87	35	87	35

# YUKON

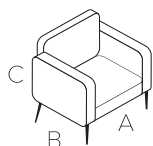
# MX2850



	(SC) SOFÁ CAMA		(2LE / 2RE) LOVESEAT CON BRAZO		(LS / RS) CHAISE CON BRAZO	
	cm	in	cm	in	cm	in
<b>A</b>	202	80	170	67	91	36
<b>B</b>	93	37	93	37	62	25
<b>C</b>	87	35	87	35	87	35

# SAVION

MX2870

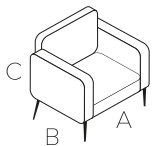


	(R) ESQUINERO		(S) SILLON SIN BRAZOS		(ST) TABURETE	
	cm	in	cm	in	cm	in
<b>A</b>	96	38	81	32	82	33
<b>B</b>	96	38	96	38	96	38
<b>C</b>	94	38	94	38	46	19



# TRISTAN

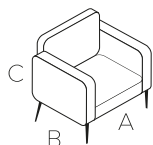
MX2890



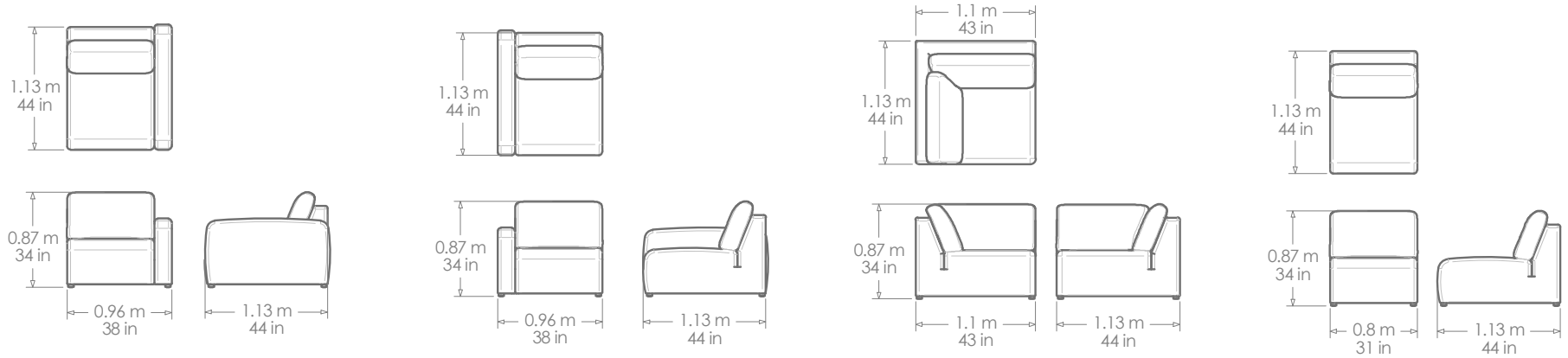
	(3D) SOFÁ		(2D) LOVESEAT		(1D) SILLÓN	
	cm	in	cm	in	cm	in
A	225	89	185	73	95	38
B	105	42	105	42	105	42
C	85	34	85	34	85	34

# ASHER

# MX2920



	(1LE / 1RE) SILLÓN CON BRAZO		(R) ESQUINERO		(S) SILLÓN SIN BRAZOS		(BLS / BRS) BUMPER CHAISE		(ST) TABURETE	
	cm	in	cm	in	cm	in	cm	in	cm	in
<b>A</b>	96	38	104	41	80	32	133	53	104	41
<b>B</b>	104	41	104	41	104	41	104	41	80	32
<b>C</b>	75	30	75	30	75	30	75	30	45	18

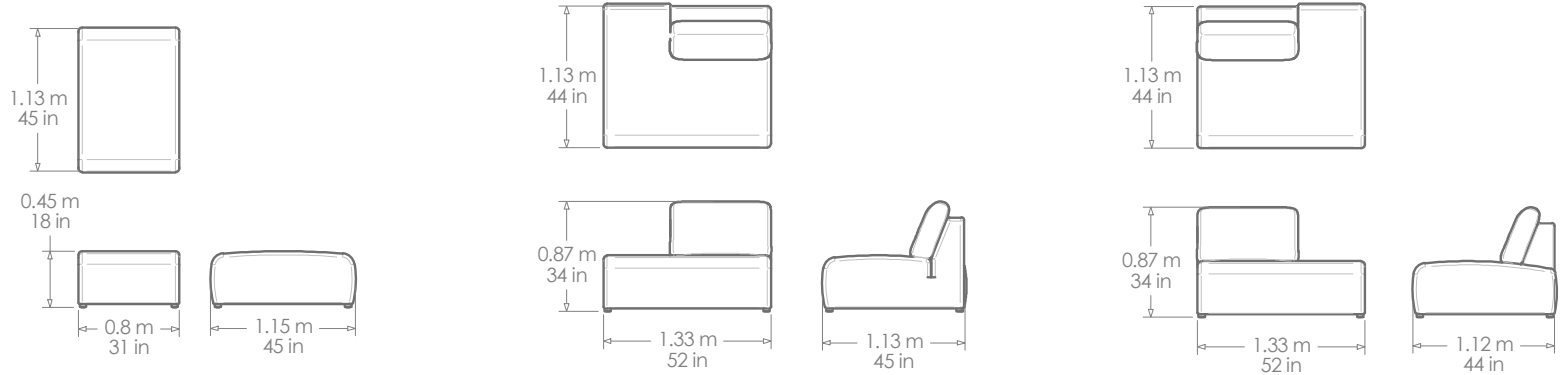


RIGHT ARM CHAIR  
SILLON BRAZO DER

LEFT ARM CHAIR  
SILLON BRAZO IZQ

CORNER  
ESQUINERO

ARMLESS CHAIR  
SILLON SIN/BZOS



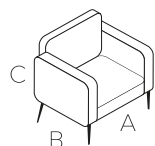
OTTOMAN  
TABURETE

LEFT BUMPER CHAISE  
BUMPER CHAISE IZQ

RIGHT BUMPER CHAISE  
BUMPER CHAISE DER

# ASHER

# MX2920

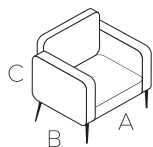


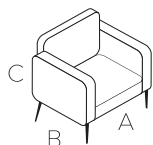
	(1LE / 1RE) SILLÓN CON BRAZO		(R) ESQUINERO		(S) SILLÓN SIN BRAZOS		(BLS / BRS) BUMPER CHAISE		(ST) TABURETE	
	cm	in	cm	in	cm	in	cm	in	cm	in
<b>A</b>	96	38	104	41	80	32	133	53	104	41
<b>B</b>	104	41	104	41	104	41	104	41	80	32
<b>C</b>	75	30	75	30	75	30	75	30	45	18

WINDSOR

---

MX2930

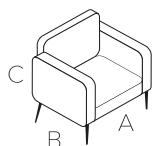




	(3D) SOFÁ		(SC) SOFÁ CAMA		(2LSCF / 2RSCF) SOFÁ CAMA CON BRAZO		(LSS / RSS) CHAISE CON BRAZO Y ALMACENAJE	
	cm	in	cm	in	cm	in	cm	in
<b>A</b>	206	82	206	82	168	67	92	37
<b>B</b>	95	38	95	38	97	39	164	65
<b>C</b>	93	37	93	37	93	37	93	37

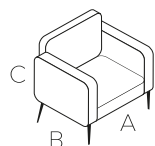
# RANDALL

MX2940

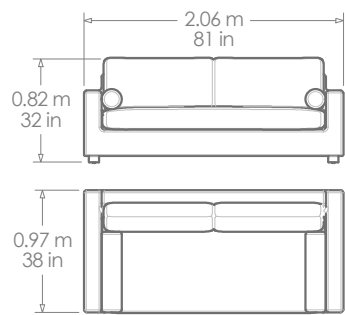


	(3D) SOFÁ		(SC) SOFÁ CAMA		(2LSCF / 2RSCF) SOFÁ CAMA CON BRAZO		(LSS / RSS) CHAISE CON BRAZO Y ALMACENAJE	
	cm	in	cm	in	cm	in	cm	in
<b>A</b>	206	82	206	82	168	67	92	37
<b>B</b>	95	38	95	38	97	39	164	65
<b>C</b>	93	37	93	37	93	37	93	37

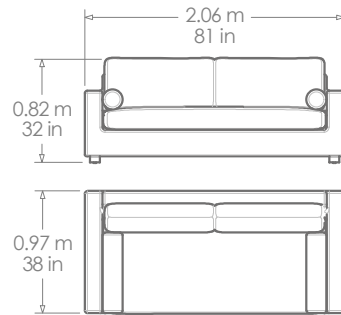




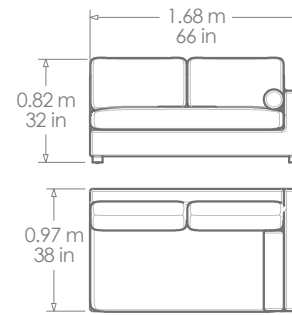
	(3D) SOFÁ		(SC) SOFÁ CAMA		(2LSCF / 2RSCF) SOFÁ CAMA CON BRAZO		(LSS / RSS) CHAISE CON BRAZO Y ALMACENAJE	
	cm	in	cm	in	cm	in	cm	in
<b>A</b>	206	82	206	82	168	67	92	37
<b>B</b>	95	38	95	38	97	39	164	65
<b>C</b>	93	37	93	37	93	37	93	37



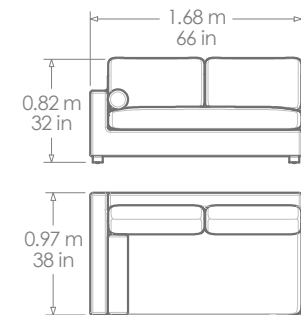
SOFA



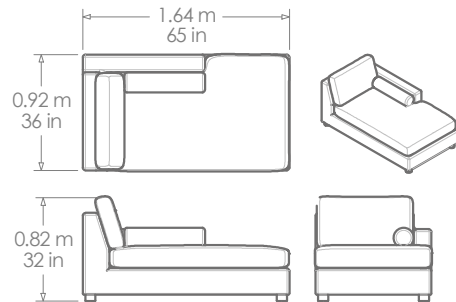
SOFA SLEEPER  
SOFA CAMA



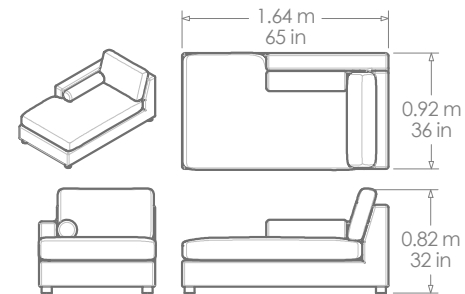
RIGHT ARM SOFA SLEEPER  
SOFA CAMA BZO DER



LEFT ARM SOFA SLEEPER  
SOFA CAMA BZO IZQ



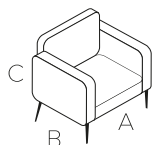
RIGHT ARM CHAISE W/STORAGE  
CHAISE BRAZO DER C/BAUL



LEFT ARM CHAISE W/STORAGE  
CHAISE BRAZO IZQ C/BAUL

# CANOPY

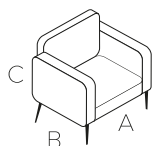
# MX2950



	(1L/1RE) SILLÓN CON BRAZO		(R) ESQUINERO		(S) SILLÓN SIN BRAZOS		(ST) TABURETE	
	cm	in	cm	in	cm	in	cm	in
<b>A</b>	97	39	101	40	77	31	77	31
<b>B</b>	101	40	101	40	101	40	77	31
<b>C</b>	92	37	92	37	92	37	50	20

# CANOPY

MX2950



(1LE/1RE) SILLÓN  
CON BRAZO

	cm	in
<b>A</b>	97	39
<b>B</b>	101	40
<b>C</b>	92	37

(R) ESQUINERO

	cm	in
	101	40
	101	40
	92	37

(S) SILLÓN SIN BRAZOS

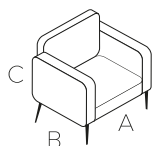
	cm	in
	77	31
	101	40
	92	37

(ST) TABURETE

	cm	in
	77	31
	77	31
	50	20

# TAMPA

MX3040



(3LSC / 3RSC) SOFÁ CAMA CON BRAZO

	cm	in
<b>A</b>	215	85
<b>B</b>	98	39
<b>C</b>	90	36

(3SC) SOFÁ CAMA SIN BRAZOS

	cm	in
	194	77
	98	39
	90	36

(2LE / 2RE) LOVESEAT CON BRAZO

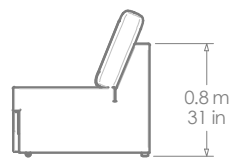
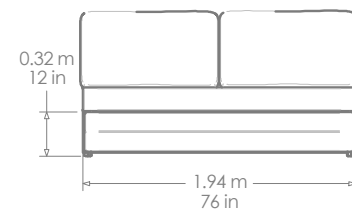
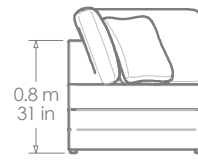
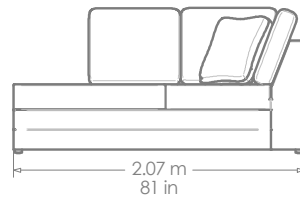
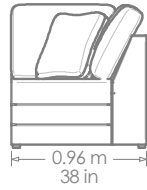
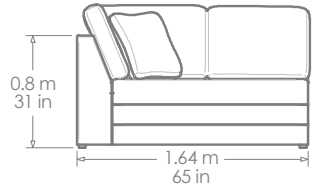
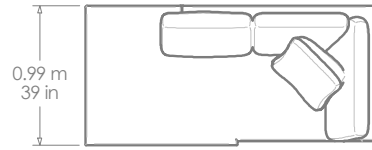
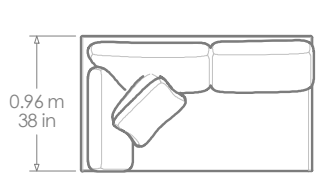
	cm	in
	165	65
	98	39
	90	36

(LS / RS) CHAISE CON BRAZO

	cm	in
	98	39
	207	82
	90	36

# TAMPA

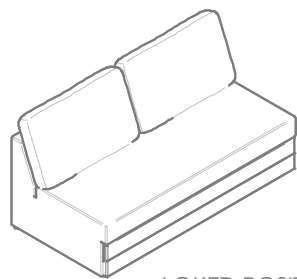
MX3040



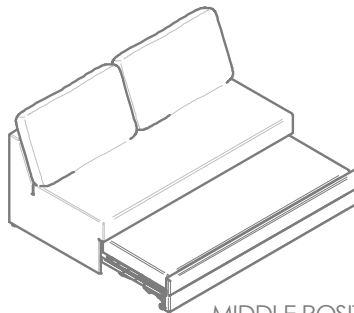
RIGHT CORNER LOVESEAT  
LOVESEAT ESQUINERO DER

LEFT ARM CHAISE  
CHAISE BRAZO IZQ

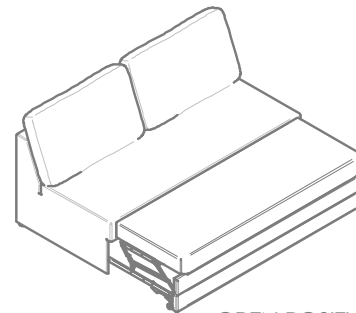
SOFA SLEEPER  
SOFA CAMA



LOCKED POSITION  
POSICION CERRADA



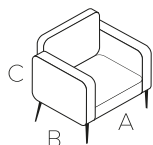
MIDDLE POSITION  
POSICION MEDIA



OPEN POSITION  
POSICION ABIERTA

# MORROW

MX3050



**(2LE / 2RE) LOVESEAT CON BRAZO**

	cm	in
<b>A</b>	165	65
<b>B</b>	94	38
<b>C</b>	63	25

**(1LE / 1RE) SILLÓN CON BRAZO**

	cm	in
<b>A</b>	94	38
<b>B</b>	94	38
<b>C</b>	63	25

**(S) SILLÓN SIN BRAZOS**

	cm	in
<b>A</b>	75	30
<b>B</b>	94	38
<b>C</b>	63	25

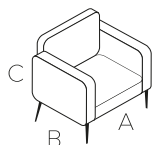
**(LS / RS) CHAISE CON BRAZO**

	cm	in
<b>A</b>	94	38
<b>B</b>	183	73
<b>C</b>	63	25



# MONTREAL

MX3070



(1LE / 1RE) SILLÓN CON BRAZO

	cm	in
<b>A</b>	114	45
<b>B</b>	90	36
<b>C</b>	74	30

(R) ESQUINERO

	cm	in
	90	36
	90	36
	74	30

(S) SILLÓN SIN BRAZOS

	cm	in
	90	36
	90	36
	74	30

(LS / RS) CHAISE CON BRAZO

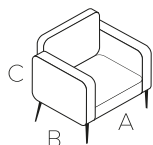
	cm	in
	116	46
	167	66
	74	30

(ST) TABURETE

	cm	in
	90	36
	90	36
	48	19

# LONDON

MX3130



(2LE / 2RE) LOVESEAT CON BRAZO

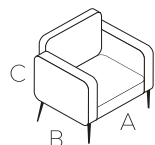
	cm	in
<b>A</b>	175	69
<b>B</b>	96	38
<b>C</b>	84	34

(LS / RS) CHAISE CON BRAZO

	cm	in
	213	84
	96	38
	84	34

# COPENHAGEN

MX3140



(2LSC / 2RSC) SOFÁ CAMA  
CON BRAZO

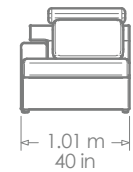
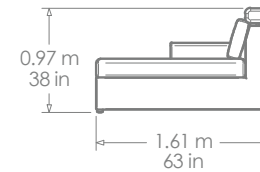
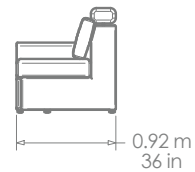
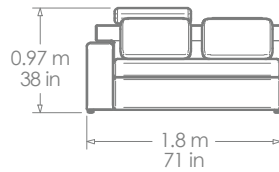
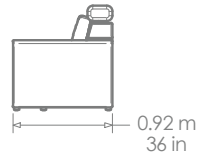
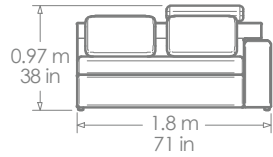
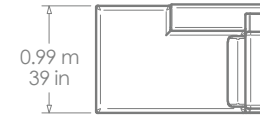
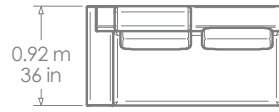
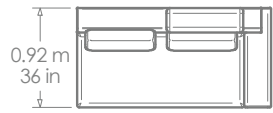
	cm	in
<b>A</b>	180	71
<b>B</b>	93	37
<b>C</b>	100	40

(LS / RS) CHAISE CON BRAZO

	cm	in
	102	41
	163	65
	100	40

# COPENHAGEN

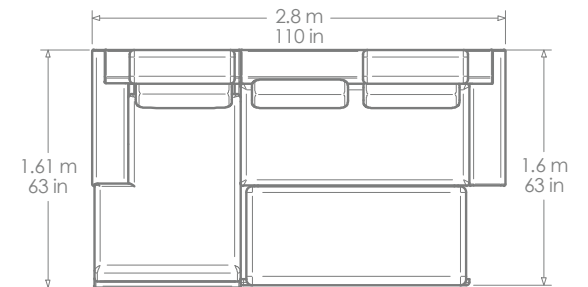
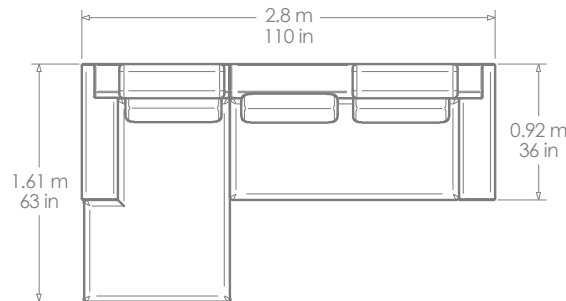
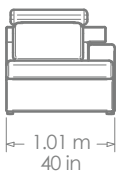
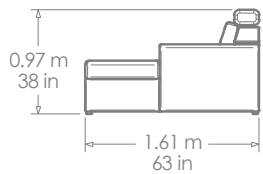
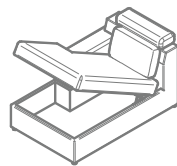
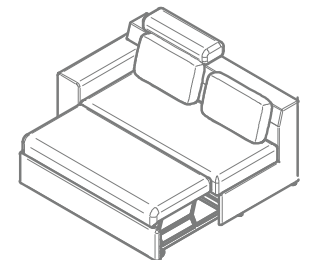
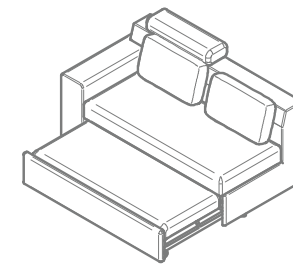
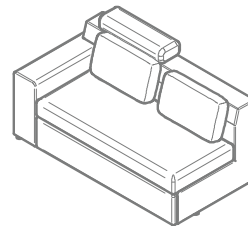
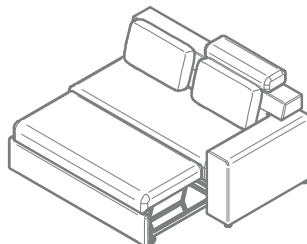
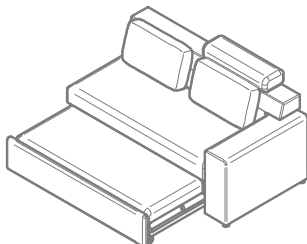
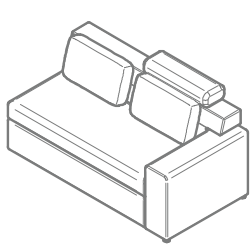
MX3140



RIGHT ARM SOFA SLEEPER  
SOFA CAMA BZO DER

LEFT ARM SOFA SLEEPER  
SOFA CAMA BZO IZQ

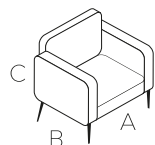
LEFT ARM CHAISE W/STORAGE  
CHAISE BRAZO IZQ C/BAUL



RIGHT ARM CHAISE W/STORAGE  
CHAISE BRAZO DER C/BAUL

# SPENCER

MX3150

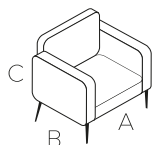


(2LE / 2RE) LOVESEAT CON BRAZO

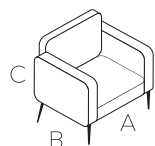
	cm	in
<b>A</b>	180	71
<b>B</b>	100	40
<b>C</b>	85	34

(LS / RS) CHAISE CON BRAZO

	cm	in
	102	40
	220	87
	85	34

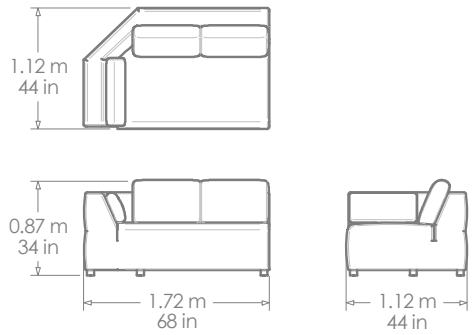


	<u>(2LE / 2RE) LOVESEAT CON BRAZO</u>		<u>(LS / RS) CHAISE CON BRAZO</u>		<u>(R) ESQUINERO</u>		<u>(LS / RS) CHAISE CON BRAZO</u>	
	cm	in	cm	in	cm	in	cm	in
<b>A</b>	172	68	140	56	112	45	132	52
<b>B</b>	112	45	112	45	112	45	165	65
<b>C</b>	87	35	87	35	87	35	87	35

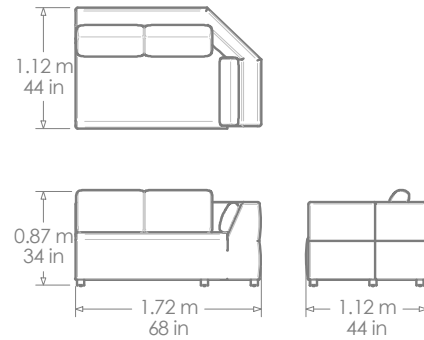


	(2LE / 2RE) LOVESEAT CON BRAZO		(LS / RS) CHAISE CON BRAZO		(R) ESQUINERO		(LS / RS) CHAISE CON BRAZO	
	cm	in	cm	in	cm	in	cm	in
<b>A</b>	172	68	140	56	112	45	132	52
<b>B</b>	112	45	112	45	112	45	165	65
<b>C</b>	87	35	87	35	87	35	87	35

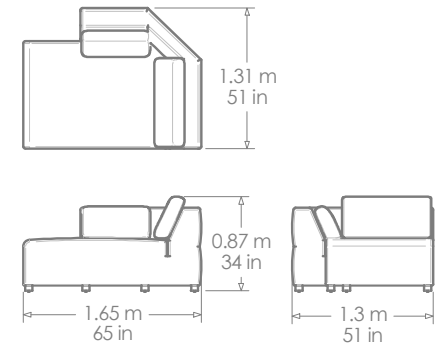




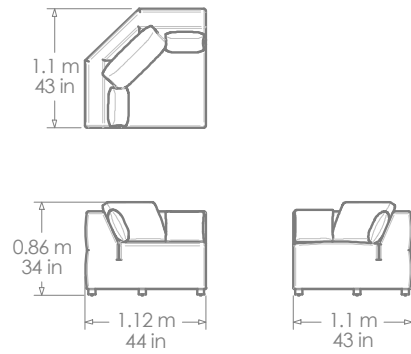
LEFT ARM LOVESEAT  
LOVESEAT BRAZO IZQ



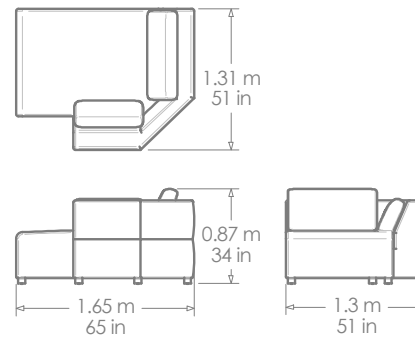
RIGHT ARM LOVESEAT  
LOVESEAT BRAZO DER



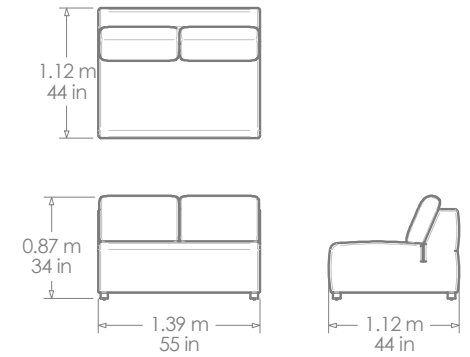
LEFT ARM CHAISE  
CHAISE BRAZO IZQ



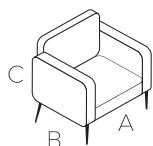
CORNER  
ESQUINERO



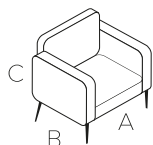
RIGHT ARM CHAISE  
CHAISE BRAZO DER



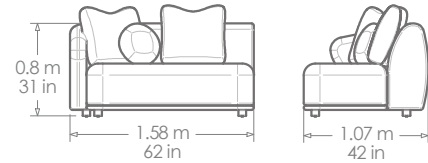
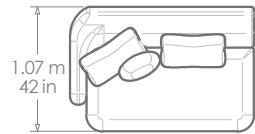
ARMLESS LOVESEAT  
LOVESEAT SIN/BZOS



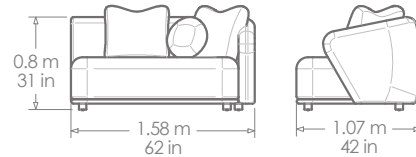
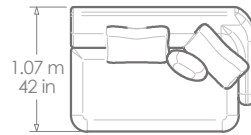
	(2LEC / 2REC) LOVESEAT CON BRAZO CURVO		(2LE / 2RE) LOVESEAT CON BRAZO		(2SLE / 2SRE) LOVESEAT SIN BRAZO		(LS / RS) CHAISE CON BRAZO		(ST) TABURETE	
	cm	in	cm	in	cm	in	cm	in	cm	in
<b>A</b>	172	68	158	63	154	61	137	54	84	34
<b>B</b>	107	43	107	43	107	43	142	56	107	43
<b>C</b>	80	32	80	32	80	32	80	32	45	18



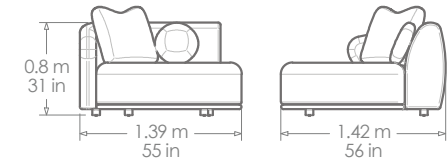
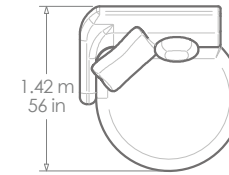
	(2LEC / 2REC) LOVESEAT CON BRAZO CURVO		(2LE / 2RE) LOVESEAT CON BRAZO		(2SLE / 2SRE) LOVESEAT SIN BRAZO		(LS / RS) CHAISE CON BRAZO		(ST) TABURETE	
	cm	in	cm	in	cm	in	cm	in	cm	in
<b>A</b>	172	68	158	63	154	61	137	54	84	34
<b>B</b>	107	43	107	43	107	43	142	56	107	43
<b>C</b>	80	32	80	32	80	32	80	32	45	18



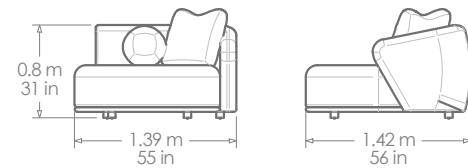
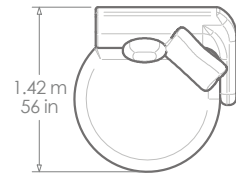
LEFT ARM LOVESEAT  
LOVESEAT BRAZO IZQ



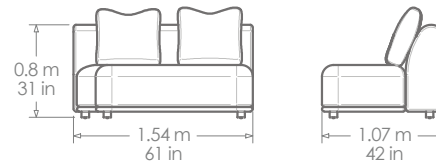
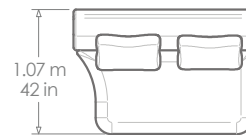
RIGHT ARM LOVESEAT  
LOVESEAT BRAZO DER



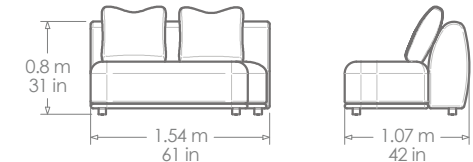
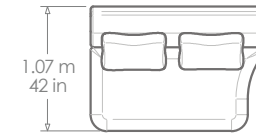
LEFT ARM CHAISE  
CHAISE BRAZO IZQ



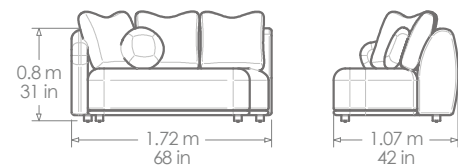
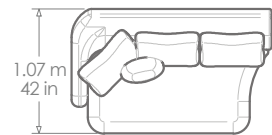
RIGHT ARM CHAISE  
CHAISE BRAZO DER



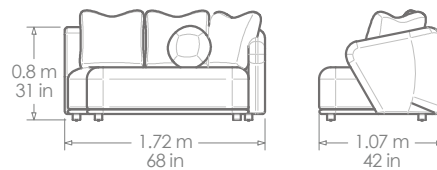
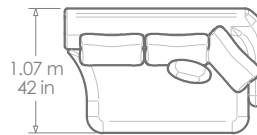
ARMLESS LOVESEAT LEFT  
LOVESEAT SIN/BZOS IZQ



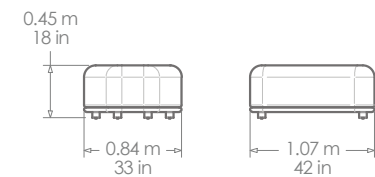
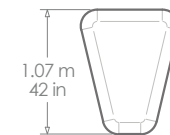
ARMLESS LOVESEAT RIGHT  
LOVESEAT SIN/BZOS DER



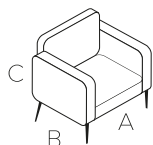
LEFT ARM LOVESEAT CURVE  
LOVESEAT BRAZO IZQ CURVA



RIGHT ARM LOVESEAT CURVE  
LOVESEAT BRAZO DER CURVA



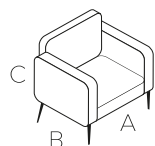
OTTOMAN  
TABURETE



	(3D) SOFÁ		(1D) SILLÓN		(ST) TABURETE	
	cm	in	cm	in	cm	in
<b>A</b>	227	90	122	49	104	41
<b>B</b>	104	41	104	41	74	30
<b>C</b>	80	32	80	32	45	18

# NUVOLA

MX3290



(1LE / 1RE) SILLÓN CON BRAZO

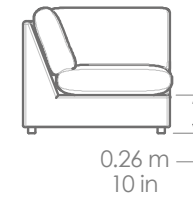
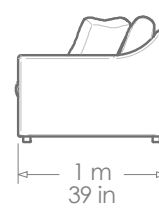
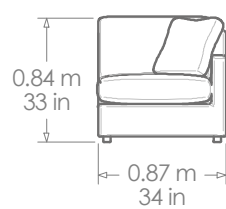
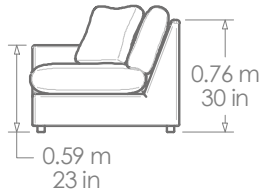
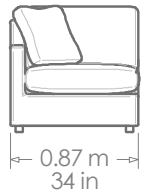
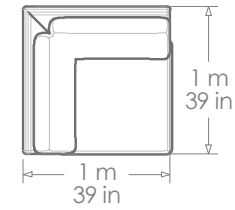
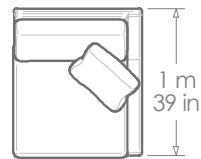
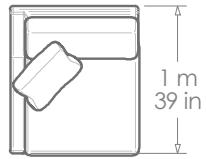
	cm	in
<b>A</b>	90	36
<b>B</b>	101	40
<b>C</b>	92	37

(R) ESQUINERO

cm	in
101	40
101	40
92	37

(S) SILLÓN SIN BRAZOS

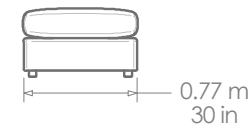
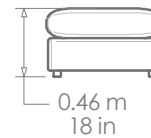
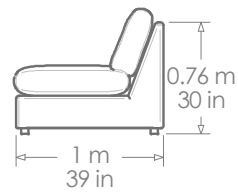
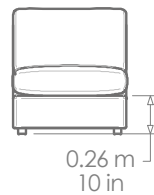
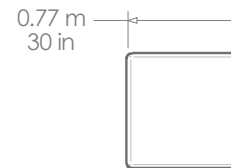
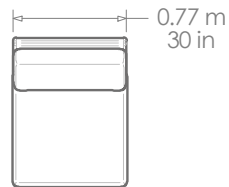
cm	in
77	31
101	40
92	37



LEFT ARM CHAIR  
SILLON BRAZO IZQ

RIGHT ARM CHAIR  
SILLON BRAZO DER

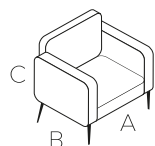
CORNER  
ESQUINERO



ARMLESS CHAIR  
SILLON SIN/BZOS

ARMLESS CHAIR  
SILLON SIN/BZOS



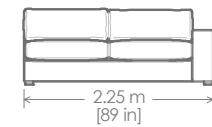
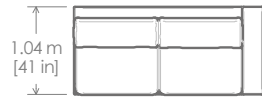


	(3D) SOFÁ		(1D) SILLÓN		(5T) TABURETE	
	cm	in	cm	in	cm	in
<b>A</b>	227	90	122	49	104	41
<b>B</b>	104	41	104	41	74	30
<b>C</b>	80	32	80	32	45	18

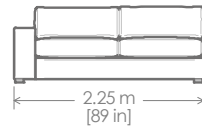
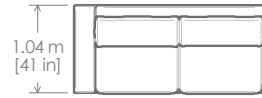


# ANDERS

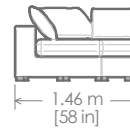
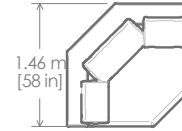
MX3340



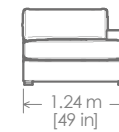
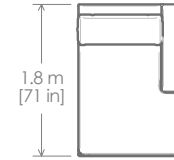
RIGHT ARM LOVESEAT  
LOVESEAT BRAZO DER



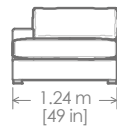
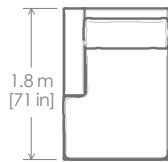
LEFT ARM LOVESEAT  
LOVESEAT BRAZO IZQ



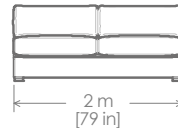
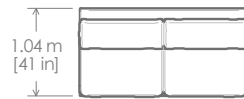
CORNER WEDGE  
ESQUINERO ESPECIAL



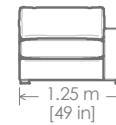
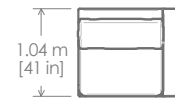
RIGHT ARM CHAISE  
CHAISE BRAZO DER



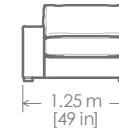
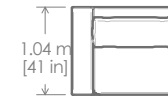
LEFT ARM CHAISE  
CHAISE BRAZO IZQ



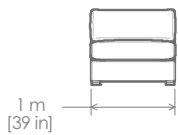
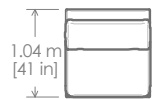
ARMLESS LOVESEAT  
LOVESEAT SIN/BZOS



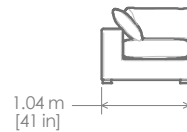
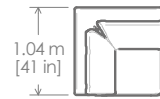
RIGHT ARM CHAIR  
SILLON BRAZO DER



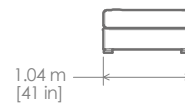
LEFT ARM CHAIR  
SILLON BRAZO IZQ



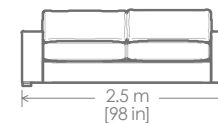
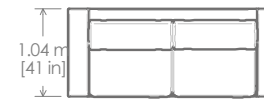
ARMLESS CHAIR  
SILLON SIN/BZOS



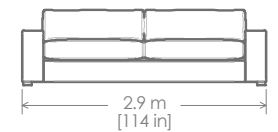
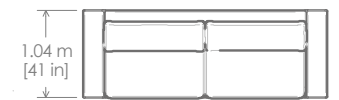
CORNER  
ESQUINERO



OTTOMAN  
TABURETE



LOVESEAT  
LOVESEAT



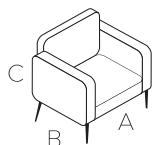
SOFA  
SOFA

# ACCENT CHAIRS



VAIL

CM150

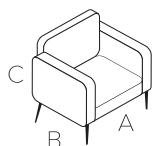


(ID) SILLÓN

	cm	in
<b>A</b>	74	30
<b>B</b>	79	32
<b>C</b>	101	40

VAIL

CM150



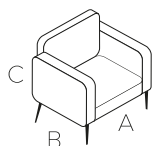
(ID) SILLÓN

	cm	in
<b>A</b>	74	30
<b>B</b>	79	32
<b>C</b>	101	40

WEST

CM160

swivel



(ID) SILLÓN

	cm	in
<b>A</b>	93	37
<b>B</b>	90	36
<b>C</b>	95	38

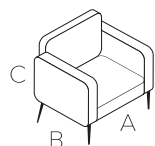
(SW) SILLÓN GIRATORIO

	cm	in
<b>A</b>	93	37
<b>B</b>	90	36
<b>C</b>	98	39



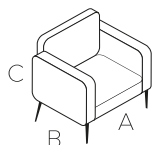
# SMILE

CM180



(1D) SILLÓN

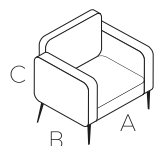
	cm	in
<b>A</b>	80	32
<b>B</b>	82	33
<b>C</b>	82	33



(1D) SILLÓN			(5T) TABURETE		
	cm	in	cm	in	
<b>A</b>	102	41	84	34	
<b>B</b>	85	34	54	22	
<b>C</b>	100	40	43	17	

# CIRCLE

CM210



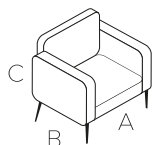
(ST) TABURETE

	cm	in
<b>A</b>	110	44
<b>B</b>	110	44
<b>C</b>	35	14

# LOLA

CM230

swivel



(ID) SILLÓN

	cm	in
<b>A</b>	87	35
<b>B</b>	92	37
<b>C</b>	98	39

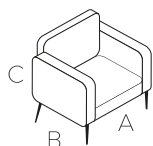
(SW) SILLÓN GIRATORIO

	cm	in
<b>A</b>	87	35
<b>B</b>	92	37
<b>C</b>	100	40

ALEX

CM240

swivel



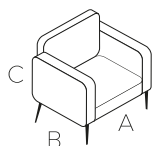
	(ID) SILLÓN		(SW) SILLÓN GIRATORIO	
	cm	in	cm	in
<b>A</b>	82	33	82	33
<b>B</b>	78	31	78	31
<b>C</b>	96	38	95	38



VIVA

CM250

swivel



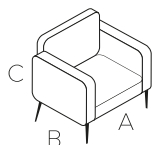
(SW) SILLÓN GIRATORIO

	cm	in
<b>A</b>	76	30
<b>B</b>	78	31
<b>C</b>	76	30

# SIENA

CM290

swivel



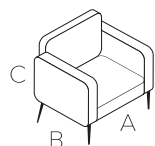
(SW) SILLÓN GIRATORIO

	cm	in
<b>A</b>	74	30
<b>B</b>	87	35
<b>C</b>	92	37



# TURIN

CM300



(1D) SILLÓN

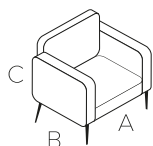
	cm	in
<b>A</b>	78	31
<b>B</b>	80	32
<b>C</b>	90	36

(SW) SILLÓN GIRATORIO

	cm	in
<b>A</b>	78	31
<b>B</b>	80	32
<b>C</b>	90	36

# FLORENCE

CM310



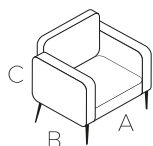
(1D) SILLÓN

cm in

<b>A</b>	74	30
<b>B</b>	85	34
<b>C</b>	104	41

PARIS

CM320

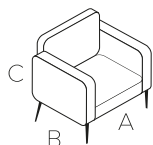


(1D) SILLÓN

	cm	in
<b>A</b>	78	31
<b>B</b>	85	34
<b>C</b>	106	42

PARIS

CM320

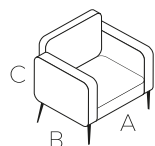


(1D) SILLÓN

	cm	in
<b>A</b>	78	31
<b>B</b>	85	34
<b>C</b>	106	42

# PALERMO

CM330



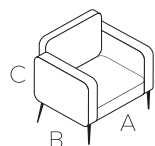
(1D) SILLÓN

cm in

<b>A</b>	85	34
<b>B</b>	90	36
<b>C</b>	84	34

# PALERMO

CM330



(1D) SILLÓN

cm in

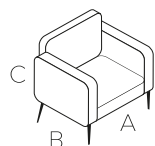
<b>A</b>	85	34
<b>B</b>	90	36
<b>C</b>	84	34



# PALERMO

CM330

swivel



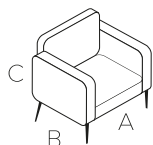
(SW) SILLÓN GIRATORIO

	cm	in
<b>A</b>	85	34
<b>B</b>	90	36
<b>C</b>	82	33



# MALIBU

CM350

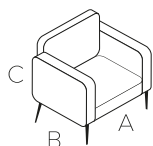


(ID) SILLÓN

	cm	in
<b>A</b>	77	31
<b>B</b>	78	31
<b>C</b>	88	35

# KETCHUM

CM360



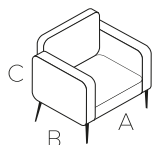
(1D) SILLÓN

cm in

<b>A</b>	75	30
<b>B</b>	86	34
<b>C</b>	93	37

# KNOXVILLE

CM420



(2D) LOVESEAT

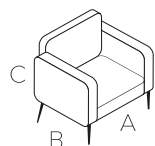
	cm	in
<b>A</b>	133	53
<b>B</b>	82	33
<b>C</b>	80	32

(1D) SILLÓN

	cm	in
<b>A</b>	73	29
<b>B</b>	82	33
<b>C</b>	80	32

# KNOXVILLE

CM420



(2D) LOVESEAT

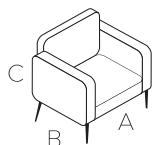
	cm	in
<b>A</b>	133	53
<b>B</b>	82	33
<b>C</b>	80	32

(1D) SILLÓN

	cm	in
<b>A</b>	73	29
<b>B</b>	82	33
<b>C</b>	80	32

# KANSAS

CM430



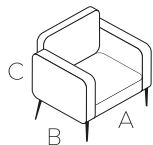
(2D) LOVESEAT

cm in

<b>A</b>	136	54
<b>B</b>	90	36
<b>C</b>	88	35

# KANSAS

CM430



(2D) LOVESEAT

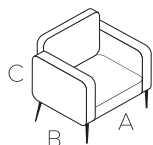
	cm	in
<b>A</b>	136	54
<b>B</b>	90	36
<b>C</b>	88	35

(1D) SILLÓN

	cm	in
	76	30
	90	36
	88	35

MAINE

CM450



(ST) TABURETE

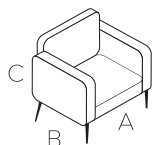
cm in

<b>A</b>	44	18
<b>B</b>	44	18
<b>C</b>	50	20



VERONA

CM460



(1D) SILLÓN

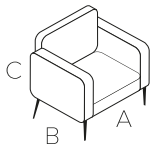
	cm	in
<b>A</b>	80	32
<b>B</b>	82	33
<b>C</b>	72	29

TAOS

CM470



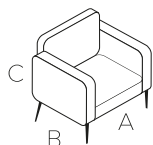
swivel



	(ID) SILLÓN		(SW) SILLÓN GIRATORIO	
	cm	in	cm	in
A	77	31	77	31
B	84	34	84	34
C	89	36	89	36

# TAHOE

CM480



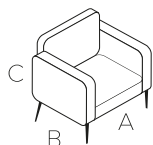
(1D) SILLÓN

cm in

<b>A</b>	80	32
<b>B</b>	77	31
<b>C</b>	82	33

# SEATTLE

CM490

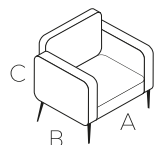


(1D) SILLÓN

	cm	in
<b>A</b>	73	29
<b>B</b>	70	28
<b>C</b>	78	31

# CHICAGO

CM510



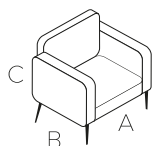
(1D) SILLÓN

cm in

<b>A</b>	76	30
<b>B</b>	76	30
<b>C</b>	85	34

# MARFA

CM530



(1D) SILLÓN

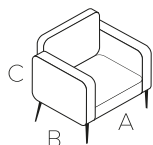
	cm	in
<b>A</b>	73	29
<b>B</b>	70	28
<b>C</b>	78	31



# MARSHALL

CM680

swivel



(SW) SILLÓN GIRATORIO

cm in

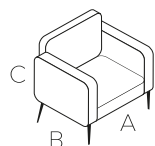
<b>A</b>	85	34
<b>B</b>	88	35
<b>C</b>	83	33



# HOUSTON

CM690

swivel

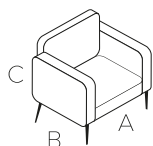


(SW) SILLÓN GIRATORIO

	cm	in
<b>A</b>	75	30
<b>B</b>	84	34
<b>C</b>	91	36

# HARRIS

CM700



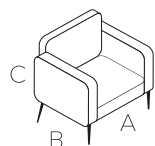
(IDR) SILLÓN RECLINABLE

	cm	in
<b>A</b>	82	33
<b>B</b>	84	34
<b>C</b>	107	43

# MORGAN

CM710

swivel



(SW) SILLÓN GIRATORIO

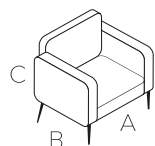
cm in

<b>A</b>	85	34
<b>B</b>	82	33
<b>C</b>	86	34

# SHELBY

CM711

swivel



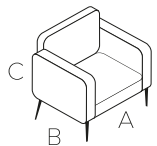
(SW) SILLÓN GIRATORIO

cm in

<b>A</b>	85	34
<b>B</b>	82	33
<b>C</b>	86	34

# HARPER

CM780

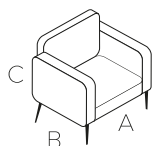


(ID) SILLÓN OCASIONAL

	cm	in
<b>A</b>	86	34
<b>B</b>	79	32
<b>C</b>	75	30

# OXFORD

CM820



(3D) SOFÁ

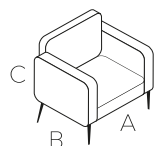
	cm	in
<b>A</b>	73	29
<b>B</b>	82	33
<b>C</b>	80	32

(1D) SILLÓN OCASIONAL

	cm	in
<b>A</b>	73	29
<b>B</b>	82	33
<b>C</b>	80	32

# OXFORD

CM820



(3D) SOFÁ

	cm	in
<b>A</b>	193	76
<b>B</b>	82	33
<b>C</b>	80	32

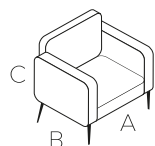
(1D) SILLÓN OCASIONAL

	cm	in
	73	29
	82	33
	80	32



# LIAM

CM830



(SW) SILLÓN GIRATORIO

	cm	in
A	95	38
B	90	36
C	86	34

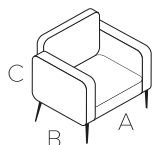
(SWG) SILLÓN GIRATORIO (MECEDORA)

	cm	in
A	95	38
B	90	36
C	86	34

# LUNA

---

CM840



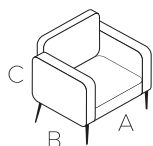
(SW) SILLÓN GIRATORIO

	cm	in
<b>A</b>	87	35
<b>B</b>	78	31
<b>C</b>	68	27

# LUNA

---

CM840



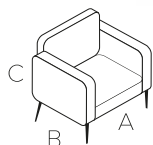
(SW) SILLÓN GIRATORIO

	cm	in
<b>A</b>	87	35
<b>B</b>	78	31
<b>C</b>	68	27

MINA

CM860

swivel



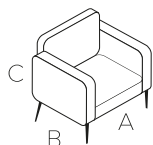
(SW) SILLÓN GIRATORIO

	cm	in
<b>A</b>	119	47
<b>B</b>	106	42
<b>C</b>	78	31

# EMMA

CM870

swivel



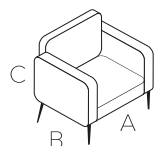
(SW) SILLÓN GIRATORIO

	cm	in
<b>A</b>	119	47
<b>B</b>	113	45
<b>C</b>	71	28

MAX

LSG400

swivel

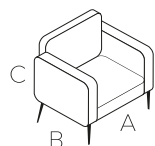


(SW) SILLÓN GIRATORIO

	cm	in
<b>A</b>	85	34
<b>B</b>	79	31
<b>C</b>	75	30

# OLLIE

LSG500



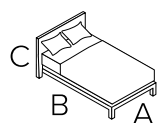
(3D) SOFÁ

	cm	in
<b>A</b>	205	81
<b>B</b>	100	40
<b>C</b>	86	34

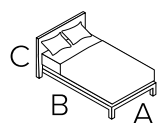


**BEDS**

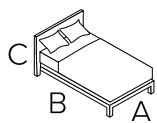




	(KB) KING SIZE		(QB) QUEEN SIZE		(DB) MATRIMONIAL	
	cm	in	cm	in	cm	in
<b>A</b>	247	98	220	87	193	76
<b>B</b>	239	95	239	95	239	95
<b>C</b>	125	50	125	50	125	50



	(KB) KING SIZE		(QB) QUEEN SIZE		(DB) MATRIMONIAL	
	cm	in	cm	in	cm	in
<b>A</b>	234	93	184	73	169	67
<b>B</b>	233	92	233	92	233	92
<b>C</b>	104	41	104	41	104	41



	(KB) KING SIZE		(QB) QUEEN SIZE		(DB) MATRIMONIAL	
	cm	in	cm	in	cm	in
<b>A</b>	260	103	210	83	195	77
<b>B</b>	218	86	218	86	218	86
<b>C</b>	103	41	103	41	103	41



MIIRZA



[www.miirza.com](http://www.miirza.com)

in f @